












































Reception Planning Week Commencing Monday 29th June 2020


EAD/UW Home Learning & In School

Monday Expressive Arts & Design	Tuesday Understanding the World	Wednesday Understanding the World	Thursday Understanding the World	Friday Expressive Arts & Design																																										
<p align="center"><u>Shadow puppets</u></p> <p>Print out a template of a minibeast. If you don't have a printer you can draw one.</p> <p>Cut it out.</p> <p>Stick a lolly stick, straw or a pencil to the bottom of the minibeast.</p> <p>Now use the shadow puppets outside.</p> 	<p align="center"><u>Bug Tally</u></p> <p>Go on another bug hunt and record how many you see!</p> <table border="1" data-bbox="512 619 768 1254"> <thead> <tr> <th>Bug</th> <th>Tally</th> <th>Total</th> </tr> </thead> <tbody> <tr><td></td><td></td><td></td></tr> <tr><td></td><td></td><td></td></tr> <tr><td></td><td></td><td></td></tr> <tr><td></td><td></td><td></td></tr> <tr><td></td><td></td><td></td></tr> <tr><td></td><td></td><td></td></tr> <tr><td></td><td></td><td></td></tr> <tr><td></td><td></td><td></td></tr> <tr><td></td><td></td><td></td></tr> <tr><td></td><td></td><td></td></tr> <tr><td></td><td></td><td></td></tr> <tr><td></td><td></td><td></td></tr> <tr><td></td><td></td><td></td></tr> </tbody> </table>	Bug	Tally	Total																																								 <p align="center">Rainbow Skewered Fruit</p> <p>Using your favourite fruit, create some delicious skewered fruit. With an adult, cut your fruit into pieces. Place the fruit on the skewers – can you create a pattern? Now taste – what does it taste like?</p>	<p align="center">Minibeasts</p> <div data-bbox="1384 496 1733 719"> <p>Find the minibeasts hidden around the page. Can you colour them in? How many are there?</p> <p>Read the sentence then finish the picture. Six ants went up the hill.</p> <p>What does a caterpillar turn on to? Circle it.</p> <p>List all the minibeasts you can see in the picture below.</p> </div> 	<p align="center"><u>Minibeast Model!</u></p>  <p>Using materials, you have at home, create a minibeast of your choice. You could use recyclable items, plasticine or even clay! Remember to show us your minibeasts on tapestry! Get creative and have fun!</p> <p><u>Clay in school?</u></p>
Bug	Tally	Total																																												
																																														
																																														
																																														
																																														
																																														
																																														
																																														
																																														
																																														
																																														
																																														
																																														
																																														

Reception Planning Week Commencing Monday 29th June 2020

Literacy Home Learning & In School



Growing Frogs



*Please see the **RWI Learning Support at Home** document for daily phonics support. This is found in the resource folder on the school website.

Monday - Text of the week	Tuesday Frog Facts	Wednesday Super Sentence	Thursday Alien words and word building practise	Friday Handwriting
<p>The text for this week is <i>Growing Frogs</i> You will need the PowerPoint on the school website in the resource folder for the task. Please see the Tapestry video of Miss Souter reading the story. Alternatively, you can find various videos on YouTube of the story being read. On the PowerPoint, you will find comprehension questions and the writing task.</p> <p>In addition, you can also listen to another story read by Miss Souter that is posted on Tapestry: <i>Home Sweet Home</i></p>	<p>You may want to watch some of the suggested clips in the Extra Resources table below to begin discussions.</p> <p>Discuss the Twinkl PowerPoint 'Frog Life Cycle' Discuss the fun frog facts at the end of the PowerPoint. What did you find interesting? What fun frog fact would you like to write about?</p> <p>Open the <i>Frog Life Cycle PowerPoint</i> from the school website and go through the steps to success before your child writes. Download the <i>Frog Fact Writing Sheet</i>. Alternatively write facts into the home learning book. You may want to model a sentence together first.</p> <p>In School: model together first then children independently write.</p>	<p>Please visit the school website for the activity in the resource folder. Here you will find the super sentence building activity PowerPoint</p>	<p>Warm Up- Play the red word bingo from previous weeks or the DIY red word game on phonics play called Buried Treasure or 'Odd and Bob' which is the same concept as Buried Treasure. https://www.phonicsplay.co.uk/resources/phase/2/picnic-on-pluto</p> <p>Word Building Practise: Download and print the CVCC word building writing frames which can be laminated and used several times. Or the words can be simply copied from the computer straight into writing books or onto paper. Children must use their Fred talk to decode the sound in the word to match the picture.</p> <p>In School: show pictures on the IWB and use the white boards- Write altogether.</p>	<p>At home: If you have a printer at home please print the handwriting booklet and complete two pages this week. Alternatively, If you are able to print at home, please do so and get your child to copy these letters and words. If you do not have a printer, copy on to some paper or into an exercise book. Don't worry about the handwriting lines: https://www.twinkl.co.uk/resource/t-l-52341-abc-handwriting-sheets</p> <p>In school: With a green highlighter in the handwriting books write one red word on each line for the children to trace and then independently write. (<i>Choose a selection of random red words</i>)</p>

Reception Planning Week Commencing Monday 29th June 2020



Maths- Home Learning & In School

Oliver's Vegetables and Oliver's Fruit Salad

You will find the separate maths planning on the school website in the FS school closure home learning tab. On there you will find some extra resources and activities that you may or may not wish to do with your child, these extra activities for the week that are not related to the story but are related to the EYFS Maths Curriculum. Please complete these if you have time and/or if your child would like to challenge themselves to complete more maths work!

- Please follow the link for planning and resources: <https://whiterosemaths.com/homelearning/early-years/>
- You can watch the story being read on YouTube: <https://www.youtube.com/watch?v=2yvllKqyVUc&safe=active> alternatively you can listen to Miss Souter read both of the texts on Tapestry.

Reception Planning Week Commencing Monday 29th June 2020

Additional Activities In School /Extra Resources for Home Learning

UW/PD- Frog life cycle cutting activity <https://www.twinkl.co.uk/resource/au-t-1398-australia---frog-lifecycle-worksheets>

UW- Life Cycle of a Frog Display Photos <https://www.twinkl.co.uk/resource/t-t-985-life-cycle-of-a-frog-display-photos>

UW-Life Cycle of a Frog PowerPoint <https://www.twinkl.co.uk/resource/t-t-5230-frog-life-cycle-powerpoint>

EAD -Five Little Speckled Frogs https://www.youtube.com/watch?v=WSC-gHBU_d0&safe=active **OR**
<https://www.youtube.com/watch?v=VQTVrxj4l6o&safe=active> **OR** Mr Tumble! <https://www.bbc.co.uk/iplayer/episode/p07j4yy0/mr-tumble-songs-11-five-little-speckled-frogs>

LITERACY -Frog writing templates <https://www.twinkl.co.uk/resource/t-t-5623-frog-life-cycle-full-page-borders>

EAD- Pond Colouring Sheets https://content.twinkl.co.uk/resource/3b/e4/t-tp-2549227-pond-colouring-pages_ver_1.pdf?token=exp=1592861551~acl=%2Fresource%2F3b%2Fe4%2Ft-tp-2549227-pond-colouring-pages_ver_1.pdf%2A~hmac=3ee35f89bb8812b12c756b33ed3414f93cf16ba6eb4ec414b765d81209d817b2

UW- Watch Maddie Moate meet some tree frogs! <https://www.youtube.com/watch?v=TFXILIfu0Qg&safe=active>

UW- Andy's Wild Adventures- Bullfrogs!<https://www.bbc.co.uk/iplayer/episode/b01lww4s/andys-wild-adventures-series-2-15-bull-frogs>
and <https://www.bbc.co.uk/iplayer/episode/m000f17z/andys-aquatic-adventures-series-1-9-andy-and-the-glass-frog>

UW- Pond Life Hunt Sheet

PD: PE with Joe Wicks https://www.youtube.com/results?search_query=JOE+WICKS

Cosmic Kids: Frank the Frog: https://www.youtube.com/watch?v=TY8xx7c6_z0&safe=active

Cbeebies: Oti's Boogie Beebies-Fruits and Vegetables: <https://www.bbc.co.uk/iplayer/episode/m000k4yy/otis-boogie-beebies-series-1-15-fruit-and-vegetables>

Reception Planning Week Commencing Monday 29th June 2020