

Yr 1 Autumn Term Maths Place Value Knowledge Organiser

Key Concepts

- Read, write and count forwards and backwards numbers up to 50
- Find one more and one less
- Identify and represent numbers using objects and pictorial representations.

Key Vocabulary

- One more
- One less
- Equal to
- More than
- Most
- Least
- Total
- Count

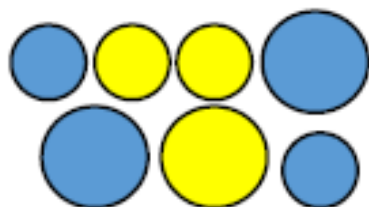
Numbers to 10



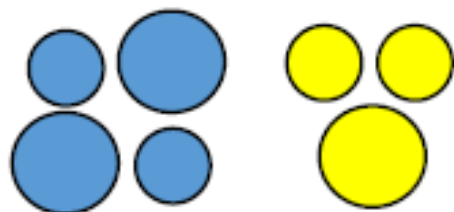
YR1 PLACE VALUE KNOWLEDGE ORGANISER

Sorting Objects

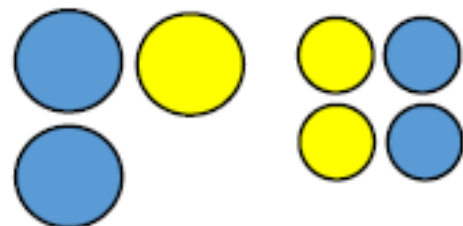
Look at these counters. We can sort them in different ways.



We can sort them by colour, like this...



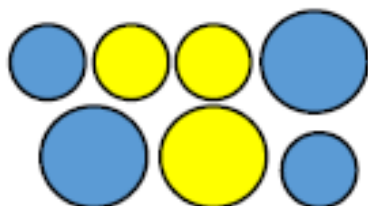
Or we could sort them by size, like this...



Counting Objects



When we count objects, we must start counting from the number 1.



Count the objects one at a time. The last number you say is the total amount.

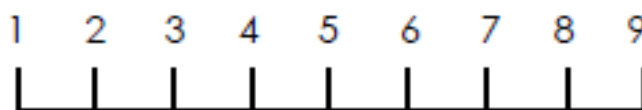
To help you count, you can put the objects in a line.



We can now see there are 7 counters in total.

Finding One More and One Less

When we count, 'one more' is the number **after** the number we are saying.



One more than 4 is 5.

'One less' is the number **before** the number we are saying.

One less than 4 is 3.

Comparing Objects and Numbers



We can compare objects using words like 'more' and 'fewer'.

There are **more** red triangles than green.

There are **fewer** green triangles than red.