

A very warm welcome to

The Stoke Poges School



'Building on high expectations'

Senior Leadership Team



Mrs Benians
Deputy Head Teacher



Ms Astley
Head Teacher



Ms Sheehan
Business Manager

The Reception Team



Mrs O'Sullivan
Reception Phase Leader/Butterflies Teacher



Butterflies Teacher




Miss Warren
Ladybirds Teacher



Ms Barnett
LSA



Mrs Harris
LSA



Miss Wicks
LSA

Transition

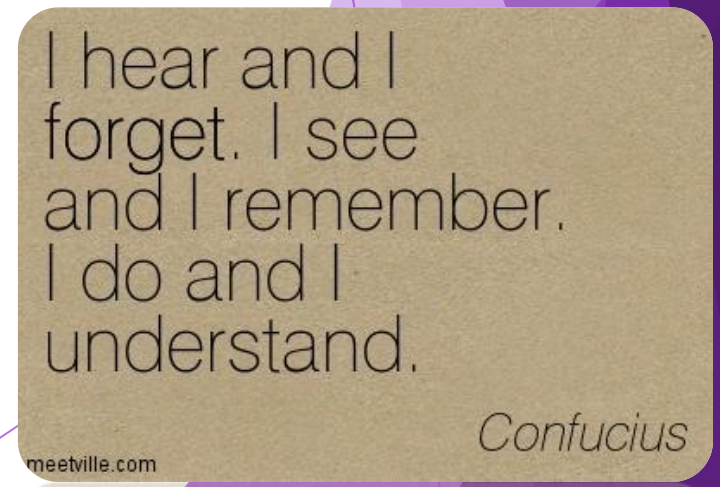
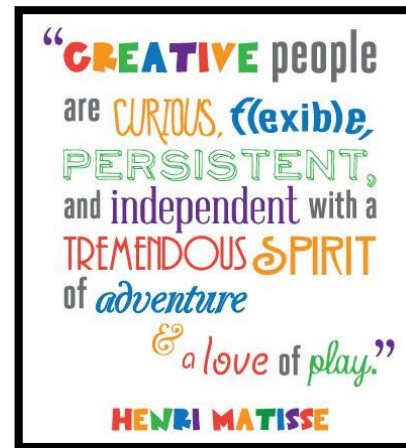
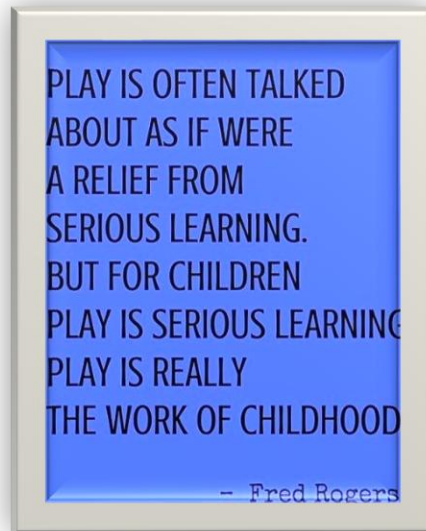
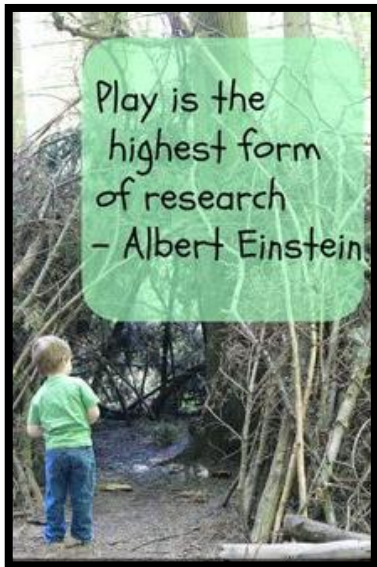
- ▶ We have begun learning about their strengths and needs.
- ▶ We will invite you to a Harvest stay and explore session on Monday 6th October 2.30pm
- ▶ We have spent individual time with every child.
- ▶ We have allowed the children to explore their environment.

... **Happy, confident and secure children**

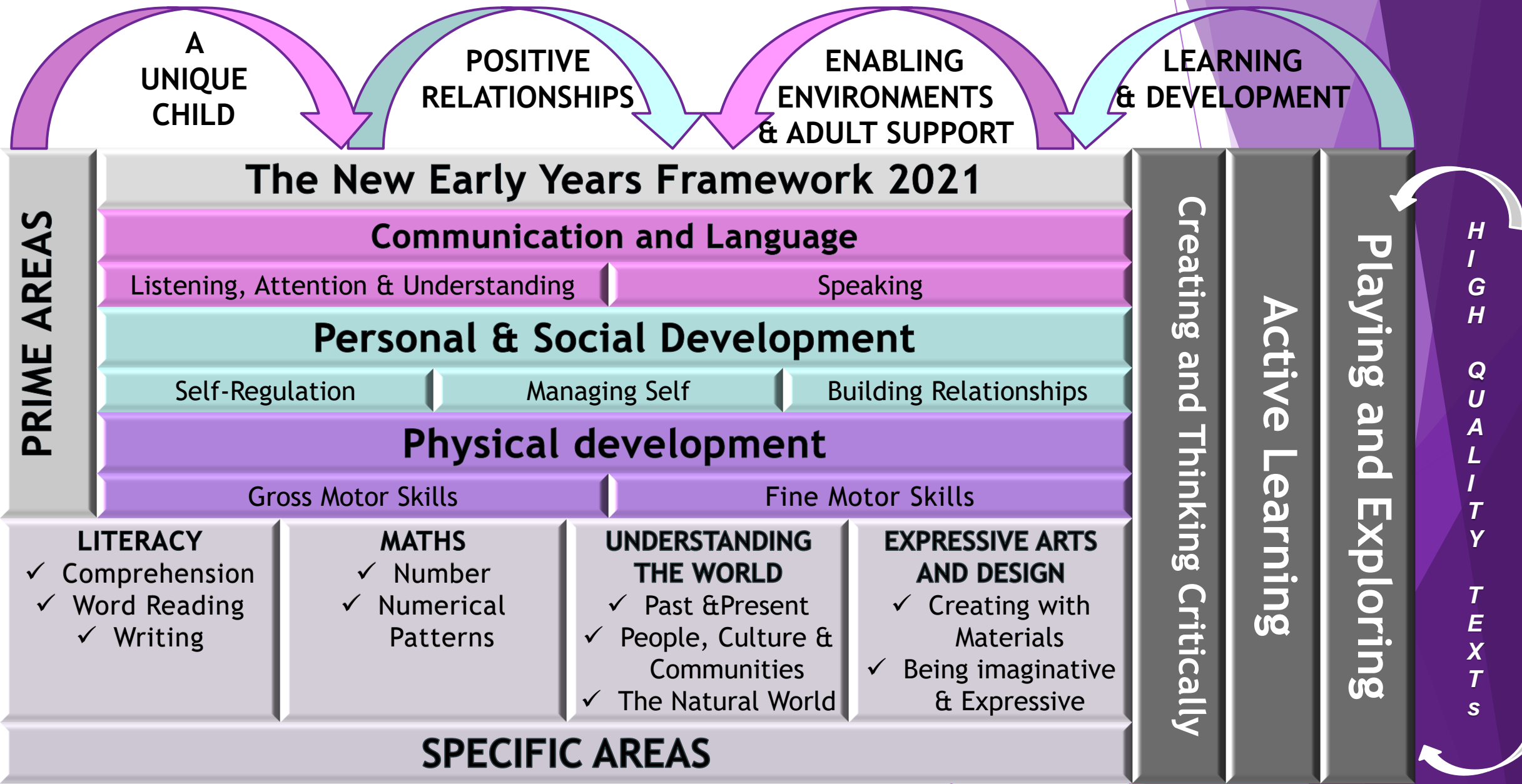


How Young Children Learn

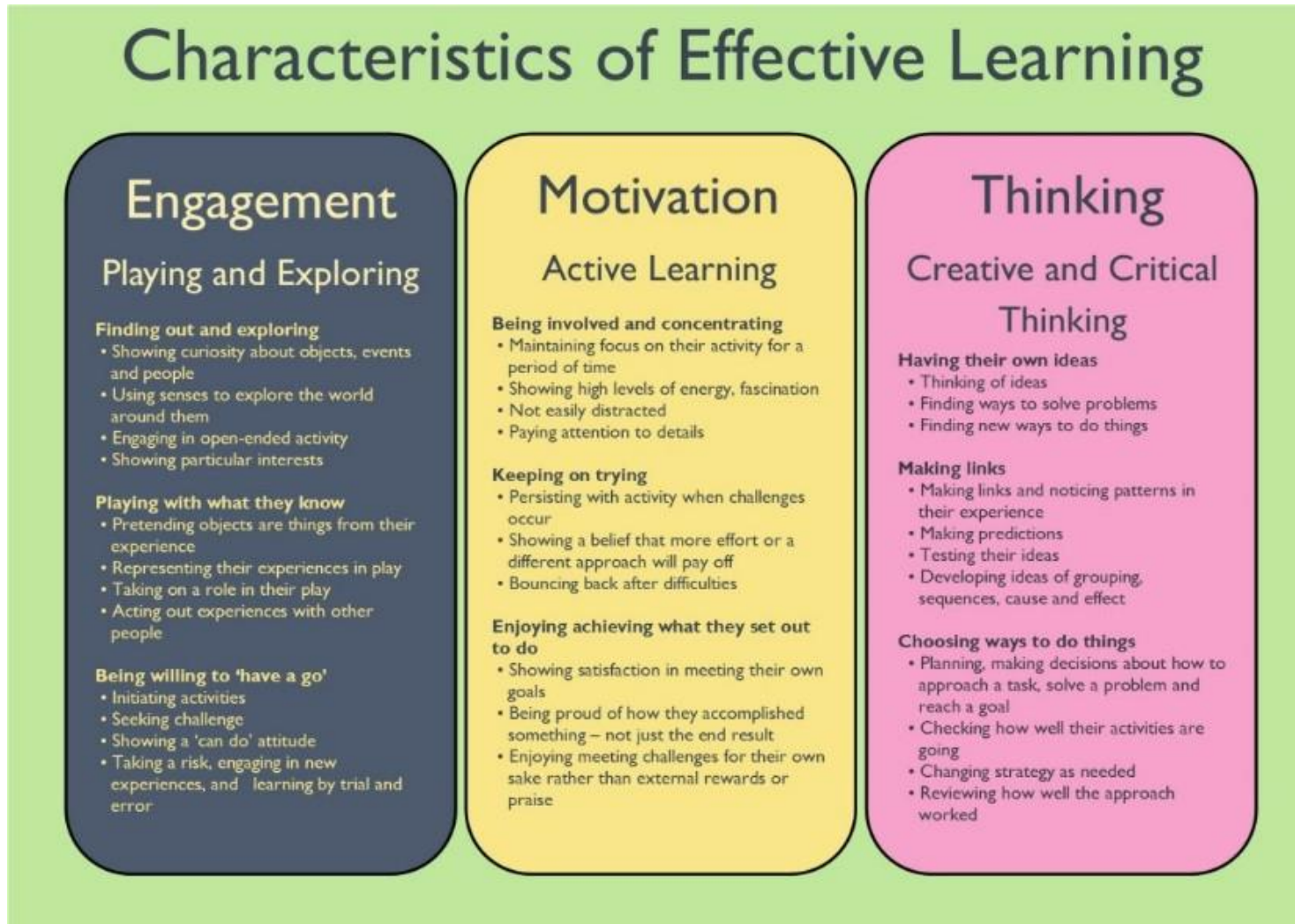
Play allows children to use their creativity while developing their imagination, dexterity, and physical, cognitive, and emotional strength. Play is important to healthy brain development. Play allows children to engage and interact in the world around them.



Our Curriculum



Characteristics of effective learning





Our Aims for this term

We want to develop...

- ▶ Happy and successful learners
- ▶ A positive parent & community partnership
- ▶ A love of learning
- ▶ Independence
- ▶ Asking an adult for help when needed
- ▶ Skills and desire to try their best
- ▶ Tidy up their equipment and have sense of pride in their learning environment.
- ▶ To be happy and confident away from parents /carers.
- ▶ Feel confident, happy and safe at school.
- ▶ The ability to make brave choices, resilience
- ▶ A 'have a go' & enthusiastic approach
- ▶ Join in with taught sessions relating to number, phonics, early reading and writing
- ▶ Explore the environment and take part in a variety of activities
- ▶ Follow our rules and value of the month

How can you help?

Be Ready...

- ▶ Good bedtime
- ▶ Morning routine
- ▶ Healthy breakfast
- ▶ School uniform -all labelled!
- ▶ Calm start to the day

Bring...

- ▶ Your smile
- ▶ Your bookbag
- ▶ A water bottle
- ▶ A pair of named wellies
- ▶ An all in one waterproof

How you can encourage Independence:

- Use cutlery – Model how to hold cutlery, scoop and cut food.
- Going to the toilet- Keep themselves clean and wash hands.
- Getting dressed - Give instructions to help them get dressed on their own.
- Entering school independently



A Typical Day in Reception

- ▶ Lots of opportunities to learn through play – classrooms, shared area, library and outside area.
- ▶ Short structured carpet sessions with a teaching focus.
- ▶ Group or individual work with a Learning Support Assistant or Teacher.
- ▶ Outside Learning.
- ▶ Snack time
- ▶ Lunchtime (*Please remember to book your child's lunches if they aren't having a packed lunch*)
- ▶ PE is twice a week with Mr Headland– **Mondays and Wednesdays**
(Please ensure earrings are taken out prior to coming to school on that day/tape over)
Please wear PE kit to school that day.
- ▶ Music lessons once a week with Mr Follant
- ▶ Lots of fun! 😊



Office Reminders

▶ Communication

Everything they need to know will be communicated by email to them, as well as a weekly Friday email as a summary/reminder of everything they need to know for the week ahead. Reminders may also be sent by WhatsApp.

It is really important to please check emails daily to ensure they are not missing important information relating to their child/children.

Please check the emails or website for answers before calling or emailing, but if you need anything please don't hesitate to contact the Office.

Please only use School Gateway APP to report absence, everything else by email to office@stokepoges.school

When contacting the Office please include your child's full name and class.

▶ Lates

If your child is unfortunately late (after 8.50am) for School an adult must sign them in at Reception please.

▶ Uniform

Really important to name all Uniform so we can return all lost items to the children.

▶ Lunches

Ideal to check on a Sunday that all required meals are booked for the week ahead. Occasionally there are menu changes which means you need to rebook. Please cancel any unwanted meals by 9am each day to avoid charges and food wastage.

▶ Preparation

Please ensure that you child has everything they need for the day ahead, - water bottles, home-work, musical instruments etc.

▶ Parking

Please ensure that you are parking considerately. We uphold a great relationship with our neighbours and local community and we want to ensure that this is maintained. Where possible, please park slightly further away from school, away from double yellow lines and dropped curb driveways, and walk the remainder of the journey.

VOLUNTEERS!!!!



Volunteers

► After Christmas

Reading

Activities

Preparation

Lunches

- ▶ Hot meals can be ordered through School Gateway App
- ▶ Lunches from home can be brought in if preferred, but ensure these are healthy.
- ▶ Lunch is a social occasion eaten together in the hall.
- ▶ Please do not order a hot lunch and send a lunch from home.
- ▶ NO NUTS

PARENT information

dolce school catering

DEAR PARENT,

Dolce are your schools chosen meal provider and we are determined to offer you and your child an excellent service.

We offer exciting new menus each term which are cooked fresh from raw ingredients and allow parents and pupils to pre-order from home, on the move or in the classroom.

PRE-ORDERING

We want you to know everything there is to know about our menus. That is why we use SchoolGate the award winning online pre-ordering system. Here you can see what's on offer across the whole term, including any special theme days which run throughout the academic year.

You can order flexibly either day by day or up to a full term in advance. To help make an informed choice for your child, we provide the full ingredients list, recipe card and nutritional breakdown for each dish.

To register for online pre-ordering and payments please complete the form at the bottom of the flyer.

LUNCHTIME

We aim to make lunchtime an enjoyable experience for every child. Using a touch screen, children select their meal choice at the bus table, displaying their meal choice to both the cook and child, along with any allergies or dietary requirements. Our system helps the cook get to know each child on a first name basis, making them feel welcome at the lunch counter.

Who are we?

Dolce is a family run school catering provider with a passion for delivering good healthy food with the best customer care.

PAYMENTS

For your convenience we offer several payment methods. Either sign up to Direct Debit or pay by credit/debit card. Setting up a Direct Debit couldn't be easier. Just log in, head to the 'Account' section, select 'Direct Debit' and enter the details required.

The payment amount isn't set, you will only ever pay for the meals your child has taken. Select the payment date that suits you and we will charge the amount due and remind you when the money will be collected - simple!

ALLERGENS

The sophisticated allergen blocking system prevents you and your child from ordering any unsafe meal options. All you need to do is tick which of the allergens apply and let the system take care of the rest.

Free SCHOOL MEALS

If your child is entitled to Free School Meals? Head over to your local government website to find out more and apply. You could save yourself hundreds of pounds each year and your school will receive extra funding too!

Let us know what you think.

Use the dish we use a star rating system and monitor our menu which is chosen by the most popular. If your child is enjoying their school lunch, let us know. You can email 'compliments@thedolce.co.uk'.

Getting started

To register for your online pre-ordering account, complete the form at the bottom and return to your school office. The school will input your details on to SchoolGate and you will then receive an email with your log in details and a link to start pre-ordering meals and managing your child's account online.

If you do not receive an email, please check your junk folder.

NEED ANY HELP?

Dedicated Customer Care team are on hand to answer any queries you may have. Call 01942 707709 (09.00 - 17.00) or email customercare@dolce.co.uk. Working Hours: 9am - 5pm, Mon to Fri. For more help visit www.dolce.co.uk



Uniform

► Purchase from A Different Class

<https://www.differentclassschoolwear.co.uk/collection/the-stoke-poges-school>

Girls

- Summer dresses during warmer weather
- School purple logo cardigan or jumper
- Grey skirt, pinafore
- Grey or white socks, grey tights
- Black shoes suitable for school
- Purple hair bands – hair longer than shoulder length should be tied back
- White school logo polo shirt

Boys

- Grey school trousers or shorts suitable for school
- Grey or black socks
- White school logo polo shirt
- Purple school logo jumper or cardigan
- Black shoes suitable for school

PE – kit to be worn to school

- Black shorts
- Black leggings or tracksuit bottoms can be worn in the winter if outside – we'll let you know
- Black (or predominately black) trainers
- Black or white socks
- School purple logo t-shirt
- School purple logo cardigan or jumper



Attendance

Attendance

Regular school attendance is essential if children are to achieve their full potential.

Stoke Poges School believes that regular school attendance is the key to enabling children to maximise the educational opportunities available to them and become emotionally resilient, confident and competent adults who are able to realise their full potential and make a positive contribution to their community.

We value all pupils. As set out in the attached policy, we will work with families to identify the reasons for poor attendance and try to resolve any difficulties.

Absence

If your child is unable to attend school for any reason, please notify us via the School Gateway App or by telephone to let us know **by 9am**. We also require a written note explaining absence when your child returns to school. If your child has sickness or diarrhoea we ask that he/she does not return to school for 48 hours as this kind of illness can be very infectious.

Punctuality

Please ensure your child is not late for school. Children who are late will be marked late in the register. Any late attendance is recorded on the end of year school reports to parents.

All children who arrive late need to enter through the school reception.



The Learning Journey

- ▶ **Doodle Books**
- ▶ **Home/School books**
- ▶ **Assessment**
- ▶ **Interactions**
- ▶ **Parents evenings**
- ▶ **Blog- every Friday**
- ▶ **School Website**



Website- all will be uploaded by next week

- ▶ Weekly blog
<https://www.stokepoges.school/page/?title=Reception+Blog&pid=671>
- ▶ Long term plan
- ▶ Medium term plan
- ▶ Important dates grid

	Autumn One	Autumn Two	Spring One	Spring Two	Summer One	Summer Two
Important Dates	Recycling Week (14.09) National Fitness Day (18.09) Autumn Equinox (22.09) Rosh Hashanah (02.10) World Space Week (04.10) Harvest Festival (07.10) Marvellous Me Mufti (25.10) Black History Month (Oct)	Day of the Dead (01.11) Bonfire Night (05.11) Maths Week (08.11) Remembrance Day (11.11) Anti-Bullying Week (14.11) Nursery Rhyme Week (14.11) Children in Need (18.11) Thanksgiving (24.11) Advent (27.11) Christingle (01.12) Christmas Jumper Day (09.12) Hanukkah (18.12) Winter (21.12)	RSPB's Big School's Birdwatch (05.01) Penguin Awareness Day (20.01) Burns Night (25.01) Storytelling Week (29.01) NSPCC Number Day (04.02) Lunar New Year (12.02) Valentines Day (14.02)	Sports Relief (17.02) Engineers Week (21.02) Spring (20.03) St David's Day (01.03) Pancake Day (01.03) World Book Day (03.03) British Science Week (11.03) Red Nose Day (17.03) St Patrick's Day (17.03) Holi (18.03) Mother's Day (27.03)	Eid (21.04) Earth Day (22.04) St George's Day (23.04) Ramadan (23.04) May Day (01.05) Outdoor Classroom Day (19.05) World Bee Day (20.05)	Dinosaur Day (01.06) Butterfly Awareness Day (04.06) World Ocean Day (08.06) Healthy Eating Week (13.06) Father's Day (18.06) Insect Week (20.06) Summer (21.06) World Chocolate Day (07.07)
Suggested Themes	All About Me Superheroes People Who Help Us Harvest	Fireworks/Diwali Nursery Rhymes Fruit and Veg Light and Dark Winter/Christmas Christmas/Nativity	Birds Antarctica Scotland/The UK Vehicles Lunar New Year	Inventors Pirates Wales/The UK Let's Investigate! Ireland/The UK Spring	St George's Day Planet Earth/Recycling Beans Bees The 4 Seasons	Under the Sea Dinosaurs/Fossils Insects Summer At the Seaside
Super Six Books	The Tiger Who Came to Tea Oi Frog! Loud! The Three Billy Goats Gruff The Hugasaurus	Owl Babies Is That Your Mama? Room on the Broom Goldilocks and the Three Crocodiles Almost Anything	Ruby's Bird Lost and Found Mr Gumpy's Motor Car Ruby's Chinese New Year Martha Maps it Out	Rosie Revere Engineer Dilwyn the Welsh Dragon Mixed up Fairytales Ada Twist Scientist How to Catch a Leprechaun Hello Spring	The Queens Knickers George's Dragon Here We Are Jack and the Jellybean Stalk Betsy Buglove Saves the Bees	The Girl and the Dinosaur Spinderella Bloom The Lighthouse Keepers Lunch Tree
'WOW' Moments	Visit from a fireman Nativity play Local Visitors		<u>Bird Watch walk</u> in the local area Flight Experience Day World Book Day		Visit to Eton College Visit from Zoolab Visit to Black Park Visit from Beekeepers	
Personal, Social & Emotional Development	Class rules Sharing interests Sharing hobbies Identifying feelings Importance of exercise	School rules and values Setting goals Listening to others Responsibility Healthy eating	Making the right choices Confidence and independence Consequences Being kind Oral hygiene	Effects of behaviour Perseverance and resilience Being a good friend Internet Safety Screen Time	Managing feelings Calming Techniques Having different opinions Being unique Importance of sleep Friendship	Road safety Problem Solving Resolving Conflicts Being safe in the sun Getting ready for year one
Communication and Language	Introduce 'Magnet Hands' Listening and attention skills Asking and answering 'what' questions Chatty Log Retelling the story 'The Little Red Hen'	Joining in with repeated refrains in stories Asking and answering 'who' questions' Chatty Log Retelling the story 'Supertato'	Discussing key events in a story Asking and answering 'when' questions Small group discussions Using present tense.	Identifying main characters in a story Asking and answering 'where' questions Small group discussions Using connectives to join ideas	Linking events in a story to own experiences Asking and answering 'why' questions Whole class discussions Using past tense	Sequence story/real life events in detail Hot seating Whole class discussions Using future tense

<p>Physical Development</p>	<p>Gross Motor Different ways of moving Changing speed and direction Throwing, catching, kicking Pushing, patting, rolling</p> <p>Fine Motor Dough Disco Tripod Grip Writing position Using cotton buds/paintbrushes to form letters</p>	<p>Gross Motor Olympic Dance Different ways of moving Changing direction Moving in time to music Exploring different ways of moving</p> <p>Fine Motor Scissor skills Chopping with a knife Using cotton buds/paintbrushes to form letters Doing up zips</p>	<p>Gross Motor Gymnastics Balancing Travelling confidently Jumping and landing</p> <p>Fine Motor Stacking and balancing Letter formation 'around' letters Letter formation 'down' letters Using a knife and fork to cut</p>	<p>Gross Motor Tennis Throwing and catching Hand-eye co-ordination Balancing an object</p> <p>Fine Motor Weaving and wrapping Letter formation 'down' letters Letter formation 'curly' letters Letter formation 'zig-zag' letters</p>	<p>Gross Motor Athletics Marching/running Throwing overarm/underarm Jumping</p> <p>Fine Motor Pattern making Capital letter formation A-M Using small tools Doing up buttons</p>	<p>Gross Motor Multi-skills Balancing Agility Throwing a ball</p> <p>Fine Motor Sewing Capital letter formation N-Z Doing up laces</p>
<p>Literacy</p>	<p>Introduce RWI Set 1 sounds Tricky red words Drawing & labelling Ordering letters of my name Writing my name</p> <p>Drawing Club The Colour Monster Mixed The Little Red Hen Christopher Pumpkin</p>	<p>Continuing RWI Set 1 sounds Identifying initial sounds Tricky red words Writing initial sounds Writing CVC words</p> <p>Drawing Club What's in the Witch's Kitchen Batink Supertato The Enormous Turnip Bernard Road Runner</p>	<p>RWI Set 1 special friends Tricky red words Writing CVCC words Writing captions Writing lists</p> <p>Drawing Club Penguin Chicken Licken Wacky Races Mr Benn – Zookeeper We're Going on a Bear Hunt</p>	<p>Reading simple phrases and sentences with set 1 sounds in Tricky red words Writing phrases I can see sentences</p> <p>Pathways to Write Something Else</p>	<p>Writing letters Writing rhymes Writing poems</p> <p>Pathways to Write Clem and Crab</p>	<p>Writing instructions Writing predictions Writing descriptions</p> <p>Pathways to Write Romeosaurus and Juliet Rex</p>
<p>Mathematics</p> <p>* From Autumn two, days of the week and months of the year will be covered during our daily calendar session*</p>	<p>Counting out loud Counting in correspondence Matching and sorting Comparing amounts Comparing size, mass and capacity Making simple patterns</p> <p>Maths Meetings Days of the week Months of the year Subitising to 3 Number bonds to 3 Repeating patterns Mastering Number</p>	<p>Representing numbers to 5 Comparing numbers to 5 Composing numbers to 5 Identifying 2D shapes Using positional language Identifying one more and one less</p> <p>Maths Meetings* Subitising to 5 Number bonds to 5 Repeating patterns 2D shapes Positional language Mastering Number</p>	<p>Identifying 0 Comparing numbers to 8 Composing numbers to 8 Comparing mass Comparing capacity Making pairs Combining two groups</p> <p>Maths Meetings* Subitising to 5 Number bonds to 5 Repeating patterns 2D shapes Positional language Mastering Number</p>	<p>Length and height Time Comparing numbers to 10 Number bonds to 10 3D Shapes Repeating patterns</p> <p>Maths Meetings* Subitising to 10 Number bonds to 10 (addition) 3D shapes Repeating patterns 2D shapes Positional language Mastering Number</p>	<p>Building numbers beyond 10 Counting patterns beyond 10 Spatial reasoning Adding more Taking away Shape arrangements</p> <p>Maths Meetings* Subitising to 10 Numbers bond to 10 3D shapes Repeating patterns 2D shapes Positional language Doubling facts Mastering Number</p>	<p>Doubling Sharing and grouping Even and odd Positioning Patterns Maps and directions</p> <p>Maths Meetings* Subitising to 10 Number bonds to 10 3D shapes Repeating patterns 2D shapes Positional language Doubling facts Mastering Number</p>

Understanding the world	How I've changed Families and communities Body Parts The 5 senses Autumn Taking photos with iPad	Diwali Remembrance Day Identifying materials Using magnets The Christmas Story	Transport and travel How Antarctica is different to Stoke Poges Our school and local area Exploring maps Winter Floating and sinking	Life cycle of a chick Spring Materials The Easter Story	St George The 4 Seasons Life cycle of a plant How to care for a plant Going to a mosque Programming a beebot	Mary Anning Seaside holidays past & present Comparing UK and Kenya
Expressive arts and design	Singing nursery rhymes Mixing colours Drawing a person Flange join Treasury tag	Singing nursery rhymes Moulding clay Using glue to secure Using tape to secure Giuseppe Arcimboldo – Fruit faces	Clapping to a rhythm Making collages L-brace join Georgia O'Keefe - Watercolour flowers	Playing instruments Join in with choreographed dances Mixing watercolour paints 3D collages Slot join	Matching a pitch Mono printing Tab join	Performing dances Mixing shades Split pin join Sewing to join Henri Matisse – Snail collage

Reading



Monday 29th September 6pm

- ▶ Class books
- ▶ Wordless books
- ▶ Books matched to ability
- ▶ Sharing books
- ▶ Library
- ▶ Reading at home

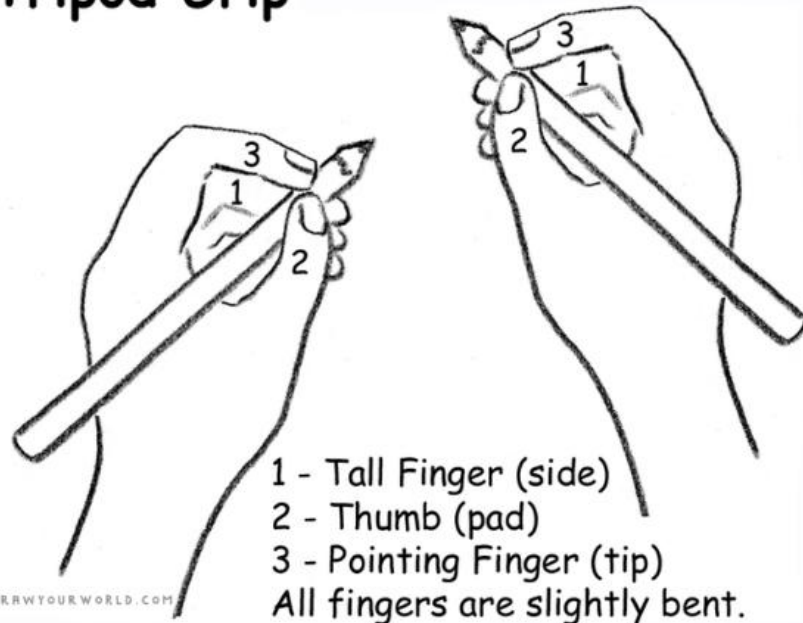


Writing

Young children need to feel three things when they write and mark make: joy, purpose and magic.

How to encourage correct pencil grip



Tripod Grip



The Developmental Progression
Children's Writing

<p>1. Pictures</p>	<p>2. Random Scribbling</p>	<p>3. Scribble Writing (Written in linear fashion to mimic real writing.)</p>	<p>4. Symbols That Represent Letters</p>
<p>5. Random Letters (No relationship between sounds of letters and what the child is trying to say.)</p>	<p>6. Letter Strings (Progresses from left to right and top to bottom when the child "reads" his writing.)</p>	<p>7. Letter Groups (The groups have spaces in between to resemble words.)</p>	<p>8. Environmental Print (Child copies print found in the room, often without knowing what the words are.)</p>
<p>9. Beginning Sounds (Child begins to write simple sentences using sight words and just the beginning sounds of words.)</p>	<p>10. Early Inventive Spelling (Includes the same elements as the previous level, but with more consonant sounds represented and spaces between words.)</p>	<p>11. Inventive Spelling (Has the same elements as the previous level, but with more sounds per word written, including the vowels. Some conventional spelling patterns may appear.)</p>	<p>12. Transitional Writing (Includes all of the previous elements, plus some real spellings of words with silent letters and other spelling patterns. Punctuation is beginning to appear.)</p>

Maths



Rockmyclassroom.com FONT CANDY

Values

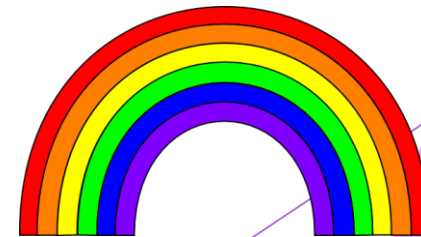

- Every month we will be introducing and promoting a specific value across the school.
- Please also encourage this value at home.
- Classes will collect marbles in a jar every time they show each value. There will be a reward for each filled jar.



Behaviour

Be ready – Be respectful – Be safe

- ▶ High expectations
- ▶ Positive praise
- ▶ Rainbow Raffle
- ▶ Star of the Week
- ▶ School Values
- ▶ Reflection

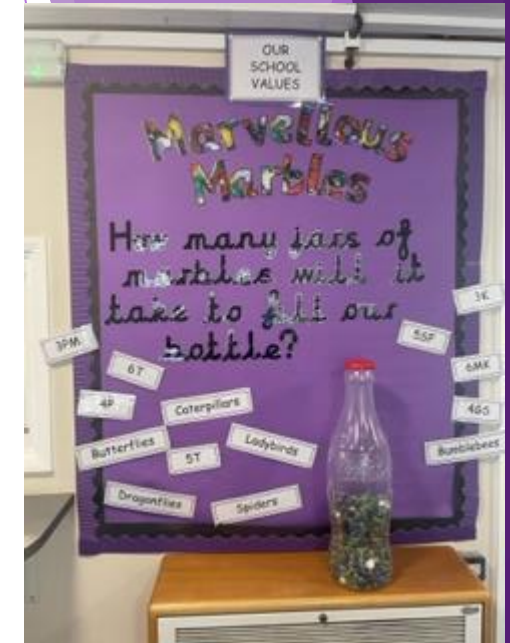


Rewards and Sanctions

At The Stoke Poges School we follow three core rules:

- **Ready** *Are you ready to learn? Are you ready to walk through the school?*
- **Respectful** *Are you being respectful to your peers and the adults you learn with?*
- **Safe** *Are you using the equipment / resources safely? Are you walking around the school in a safe manner?*

Marble Jar



Sanctions

- Reminder, Caution, Last Chance and a Time Out

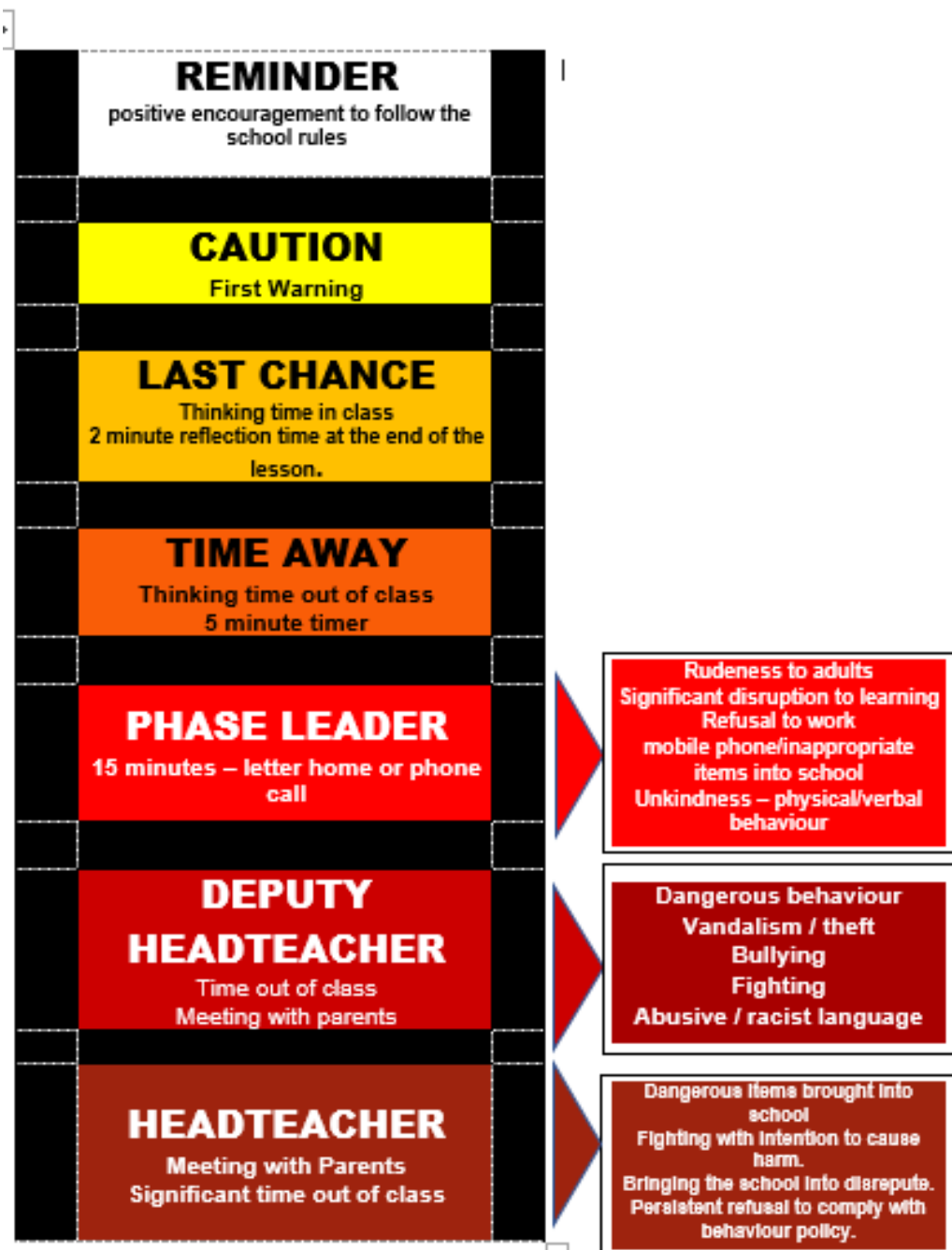
Rewards

- Rainbow Tickets – Learning
- Team Points- Linked to your child's team colour
- Marbles in the jar – School Values
 - Children to receive a class treat if they fill their marble jar
- Star of the Week

Rainbow Tickets




BEHAVIOUR LADDER



Wellbeing

- Named person
- Worry boxes
- PSHE – Jigsaw scheme
- Assemblies
- Collective worship / reflection time
- Mindfulness
- Zones of regulation- Colour Monsters



School Day Timings

Start of day – Doors open at 8.40am beginning at 8.50am

Break – 9:45- 10:00am

Lunch – 12:00 – 1:00pm

Break – 2.15-2.30 pm

End of day – 3.15pm

TIMETABLE: Key Stage 1
Autumn 2025
Year 2

	8.45-9.00	9.00-9.45	9.45-10.00	10.00-12.00	12.00-1.00	1.00-1.15	1.15-2.15	2.15-2.30	2.30-3.00	3.00-3.15
M	Handwriting practice	Phonics	Assembly 10-10:20	Maths	English	Mastering Number	Foundation subject	Break	Spelling	Story-time
T	Phonics	Phonics	PE / Music	PE / Music	PE / Music	Mastering Number	Foundation subject	Break	Spelling	Story-time
W	Phonics	Phonics	Maths	Maths	English	Mastering Number	Science	PSHE	PSHE	Story-time
T	Phonics	Phonics	Assembly 10-10:20	Maths	English	Mastering Number	PE	RE	RE	Story-time
F	Star of The Week Assembly	Phonics	Break 10-10:15	Maths	English	Mastering Number	Computing	Break	Spelling	Story-time

Enrichment


- Extra-curricular clubs
- Educational visits
- Visitors to school- Please come in!
- Curriculum Weeks (e.g. Science, Art...)
- World Book Day
- Hook / WOW days at the beginning of topics

Character

We are committed to fostering the personal development of all our pupils through a variety of teaching and learning opportunities. Our goal is to prepare them for life in modern Britain, encouraging them to become responsible and active citizens who contribute positively to society and show respect for those who are different from themselves. Our Values underpin both the learning behaviours and character traits that the children should aspire to demonstrate in all aspects of school life and beyond.

Character education is essential in today's world, as it equips pupils with the positive personal qualities, dispositions, and moral compass needed to navigate society. We aim to cultivate virtues, ethical values, and character traits that promote motivation and guide conduct. This allows pupils to reflect thoughtfully, learn eagerly, act with integrity, and collaborate well with others—qualities they need to thrive in our society. Our Character Education is integrated throughout the curriculum, school culture, and extra-curricular activities. We have designed a series of enriching and rewarding experiences to support our character education initiative. These are outlined in our Character Passports, which will be stamped upon completion and kept at school until the end of Year 6.

Character Passport



Building our character

	Passport to Nature	Passport to People & Community	Passport to Self	Passport to Future	Passport to Culture and The Arts	Passport to Adventure
Reception	Search for a minibeast	Litter Pick	Taste a new fruit	Care for an animal	Paint through music inspiration	Immersive flight day
Year 1	Go on a seasonal walk	Post a letter	Dance in the rain	Speak to local people who help us	Create a piece of art for an exhibition	Go welly wandering
Year 2	Make a home for a small creature	Visit a key landmark	Eat something you have grown	Create a class time capsule	Retell a story to an audience	Have a picnic in the wild
Year 3	Visit a woodland area	Make a pen-pal from a contrasting location in the UK	Learn a new playground game	Bake your own biscuits and hold a class bake sale	Retell a Greek Myth	Build a den
Year 4	Visit a pond	Highlight a local issue and raise awareness	Make your own game and teach it to someone else	Research a career you have never heard of	Perform a Shakespearean Soliloquy	Take part in a team-building activity challenge
Year 5	Have a paper-free day at school	Invite a local representative to discuss the local area	Take part in 5 minutes of daily mindfulness	Run a healthy food tuck shop	Experience a live performance	Light a fire with flint and toast marshmallows
Year 6	Take part in a class debate about the environment	Explore and discuss children's human rights and the lives of children around the world	Explore stress management techniques	Plan and manage an event using a budget	Write and deliver a speech	Take part in orienteering

Pupil Premium

If you believe you are eligible for Pupil Premium FSM, please complete the 2025/26 Application Form that was emailed to you or contact The Office for a copy.

This is NOT the same as Universal Infant Free School Meal, which entitles Reception, Year 1 and Year 2 children to free meals.

Existing pupil premium eligible parents including if you have transferred from another school also need to complete the form please.

Pupil Premium FSM is a major funding trigger for our school. Therefore, parents / carers of children in Reception, Year 1 and Year 2 should still apply. Pupil Premium FSM is for any child from Reception to Year 6.

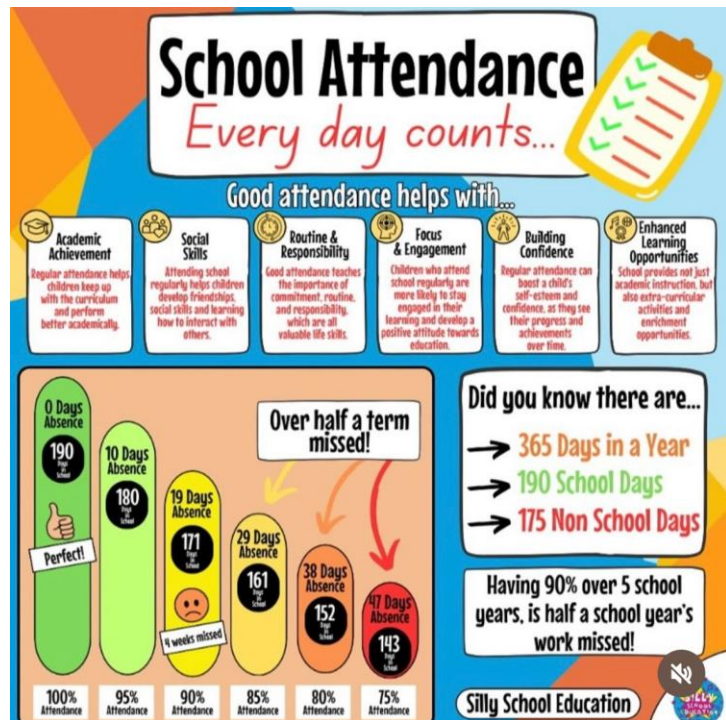
Under current regulations children whose parents/carers are in receipt of any of the following will be entitled to free school lunches via the Pupil Premium FSM eligibility:

- Universal Credit with an annual net earned income of no more than £7,400
- Income Support (IS)
- Income-based Job Seeker's Allowance (IBJSA)
- An Income-related employment and support allowance (ESA)
- Child Tax Credit (with no Working Tax Credit) with an annual income of no more than £16,190
- Support under Part VI of the Immigration and Asylum Act 1999
- The guaranteed element of the State Pension Credit
- Where they are entitled to Child Tax Credit and also Working Tax Credit during the four-week period immediately after their employment ceases, or after they start to work less than 16 hours per week, their children are entitled to free school meals*

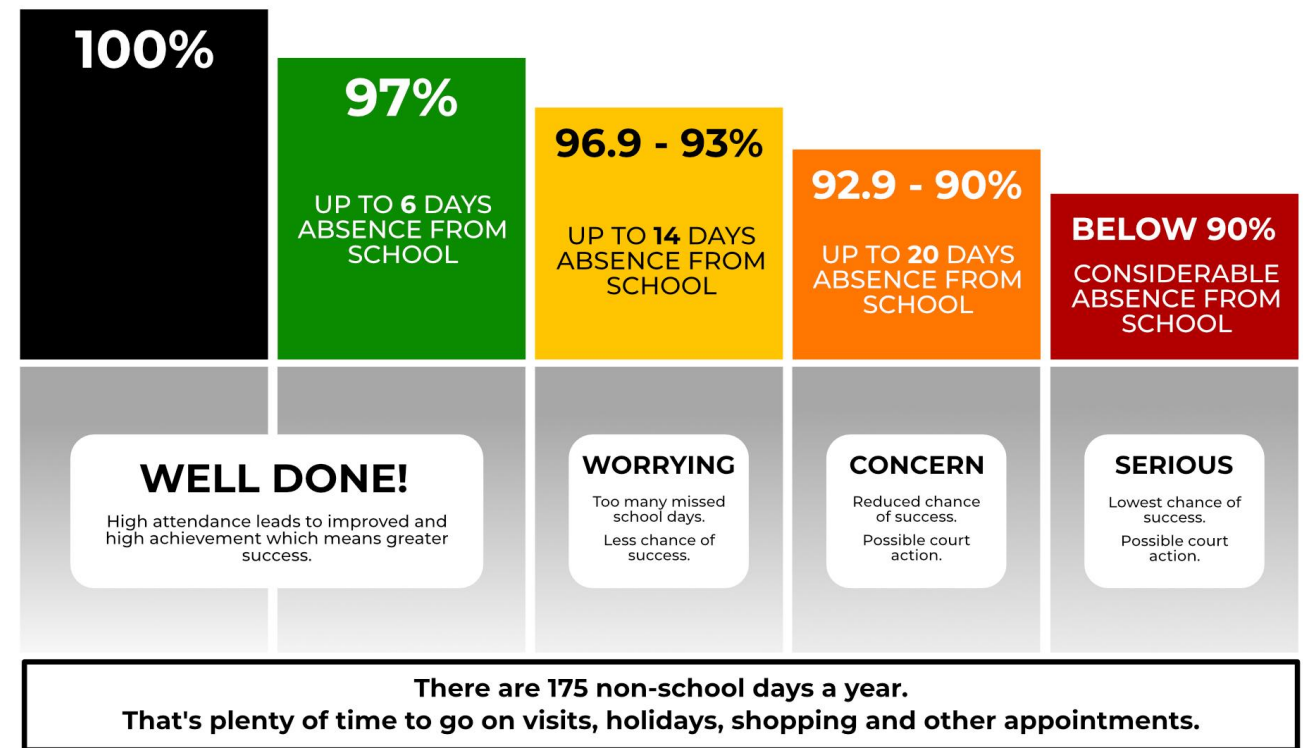
Please return your application form via the school office, or email it to office@stokepoges.school by the end of this week.

Attendance

- Please ensure your child arrives to school on time.
- It is so important that your child comes to school.
- Poor school attendance and lateness will be addressed.



WHAT IS YOUR ATTENDANCE?



Home School Links

- ▶ Reading Log and Home School Book
- ▶ Parents Evenings
- ▶ End of year written report
- ▶ Trips and walks
- ▶ Website
- ▶ Parent Helpers – after Christmas
- ▶ Star of the Week - adventures with the class teddy

Keeping in Touch

- ▶ Open door policy- after all children have gone
- ▶ Drop off & collection
- ▶ Social media: Twitter, PTA facebook- consent
- ▶ Website
- ▶ Weekly newsletters
- ▶ Monthly Bulletin
- ▶ Class representative – WhatsApp group

School Gateway App

- Calendar
- News and Events
- Parent Pay
- School Grid
- School Website



Useful Web links

Phonics

- <http://www.phonicsplay.co.uk/>

Please visit the phonics page on the school website for more information

Maths

- <https://www.youtube.com/watch?v=e0dJWfQHF8Y> Big Numbers song
- <https://www.youtube.com/watch?v=INHb1RNaMM> Adding 1
- <https://www.youtube.com/watch?v=M9YQ4phTB0E> Number doubles
- <https://www.youtube.com/watch?v=poJmS5iWfEs> Number bonds
- <https://www.youtube.com/watch?v=dhQtiMaXmcM> 2D shapes
- <https://www.youtube.com/watch?v=2cg-Uc556-Q> 3D shapes
- <https://www.ncetm.org.uk/>
- <https://www.bbc.co.uk/cbeebies/shows/numberblocks>

Other useful sites

www.topmarks.co.uk

www.ictgames.com

www.bbc.co.uk/cbeebies/shows/alphablocks

Development Matters

<https://www.gov.uk/government/publications/development-matters--2>



Final Thought

*Don't compare your child to others.
There's no comparison between the sun
and the moon.*

They shine when it's their time.

Thank You for choosing The Stoke Poges School.
We hope that both you and your child will enjoy your time with us.