



Building on high expectations

The
Stoke
Poges
School

Key Stage 1 Welcome Evening 2025 - 2026

WELCOME TO YEAR 2



Meet the Year 2 team

Caterpillars Team:

Miss Flaherty

Mrs Clement

Dragonflies Team:

Mrs Skehan (Monday, Tuesday and Friday)

Mrs Richardson (Wednesday and Thursday)

Miss Mchiouer

Specialist Teachers:

Mr Follant (Music)

Mr Headland (Sports Coach for
PE)

Phase Leader: Miss Pitchley

Organisation



School Uniform

- White polo shirt
- Grey skirt/tunic dress/trousers/shorts
- Purple jumper/cardigan with school logo
- White or grey socks
- Modesty shorts may be worn but must not be visible
- Black school shoes – no trainers without a valid reason and note
- Please ensure children have jackets and coats for cold and wet weather
- Hair ties should be black or purple
- Hair accessories should be discrete – no oversized bows, scrunchies or clips.
- Earrings should be small studs only and be taken out/covered with tape for P.E./Games
- No nail varnish or temporary transfer tattoos
- No jewellery unless it is of religious significance – this also needs to be removed for P.E./Games
- PE kit must only be worn on PE days, if your child attends an after school club they **must** change at the end of the day
- Everything must be labelled!

Lunches and Snacks

- Hot lunches can be ordered in advance using the School Grid website
- Please check hot lunch orders on a Sunday evening to ensure pre-booked meals are in place. Some parents block out a term which takes just a few minutes to do and then it's done for the term.
- Healthy lunchboxes – no sweets, chocolates, fizzy drinks
- Absolutely no nuts or nut products- please check.
- Water bottles are allowed in class, but no juice or squash
- Lunchboxes and water bottles must be named
- Snacks for breaktime are provided by the school (small piece of fruit/veg)
- Option to purchase daily milk, you can order it at anytime in the year.



Preparation

Please ensure that your child has everything that they will need for the day ahead

- Water bottles
- PE kit on PE days (Tuesdays and Thursdays)
- Reading Records- new class books issued once a week.
- Please make sure that everything is clearly labelled
- Pencil Cases - children are welcome to bring this in if they wish

Curriculum

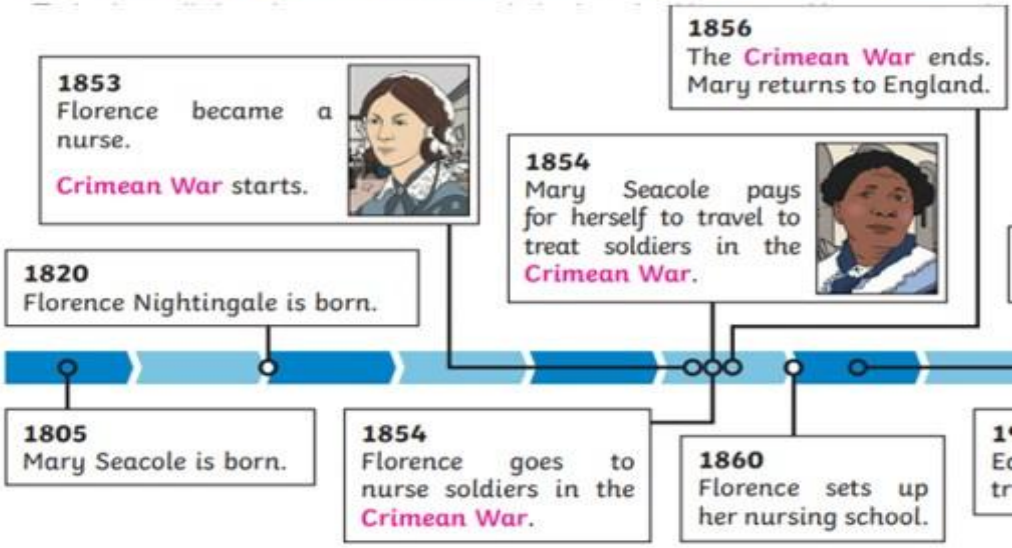


	They Made a Difference		Maybe it's because I'm a Londoner		Our Wonderful World	
	Autumn 1	Autumn 2	Spring 1	Spring 2	Summer 1	Summer 2
Science	Uses of everyday materials Would rubber be a good material to make a classroom table with?	Living things: habitats Why don't we find polar bears in the rainforest?	Living things: microhabitats What does a botanist do?	Animals: life cycles and health How can I keep my body healthy as it changes?	Plants What do plants need to survive?	Making connections Which materials are suitable for making homemade plant pots?
History	They Made a Difference What makes somebody a hero?			The Great Fire of London What lessons were learnt from the Great Fire of London?		
Geography	Hot and cold places Would you prefer to live in a hot or cold place?			Our World Why is our world wonderful?	The Coast What is it like to live by the coast?	
Art	Drawing Tell a story	Painting and mixed media Life in colour			Sculpture and 3D Clay houses	
DT	Mechanisms – wheels and axles Making vehicles		Textiles Decorative bunting		Food – healthy and varied diet Flapjacks	
Computing	Computer systems and networks – information technology around us Does IT really make a difference?	Programming A – robot algorithms How do I program a robot to get it to do what I want?	Digital photography How can I edit a digital image?	Creating media – making music How do computers make music?	Programming B – programming quizzes How can I create a quiz in ScratchJr?	Pictograms How can pictograms help me understand data?
Music	Call and response Can animals make music?	Instruments How can music help tell a story?	Contrasting dynamics What does space sound like?	Singing How can music help us imagine different places?	Structure How can we use a rhythm to tell a myth or legend?	Pitch How do notes go up and down in a song?
PE	Fundamentals Team Building	Dance Net and Wall Games	Fitness Sending and Receiving	Invasion Games Gymnastics	Athletics Yoga	Target Games Striking and Receiving
RE	Why do we need to give thanks?	What do candles mean to people?	How do we know some people have a special connection to God?	What is a prophet?	How do some people talk to God?	Where do some people talk to God?
PSHE	Being Me in My World Celebrating Difference		Dreams and Goals Healthy Me		Relationships Changing Me	



Mary Seacole

Florence Nightingale




e found
wledge
ain an
cover in

American civil rights activist whose refusal to relinquish her seat on a public bus precipitated the 1955 - 56 Montgomery Bus Boycott in Alabama.

History: What makes someone a hero? Year 2: Autumn

- Key Vocabulary**
- past
 - present
 - long ago
 - years
 - decades
 - timeline
 - determined
 - courage
 - brave
 - famous
 - Britain
 - USA
 - Turkey
 - Crimea
 - soldiers
 - injuries
 - remember
 - transform
 - change
 - impact
 - activist

HEROES



Name: Rosa Louise Parks (née McCauley)
Dates: 4th February 1913 - 24th October 2005
Place of Birth: Tuskegee, Alabama, U.S.
Famous For: American civil rights activist whose refusal to relinquish her seat on a public bus precipitated the 1955 - 56 Montgomery Bus Boycott in Alabama.

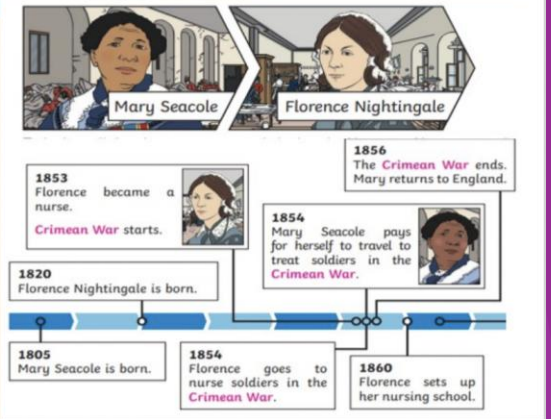


Name: Martin Luther King Jr (born Michael King Jr)
Dates: January 15th 1929 - April 4th 1968
Place of Birth: Atlanta, Georgia, USA
Famous For: leading the civil rights movement in the United States and fighting against racism and inequality.



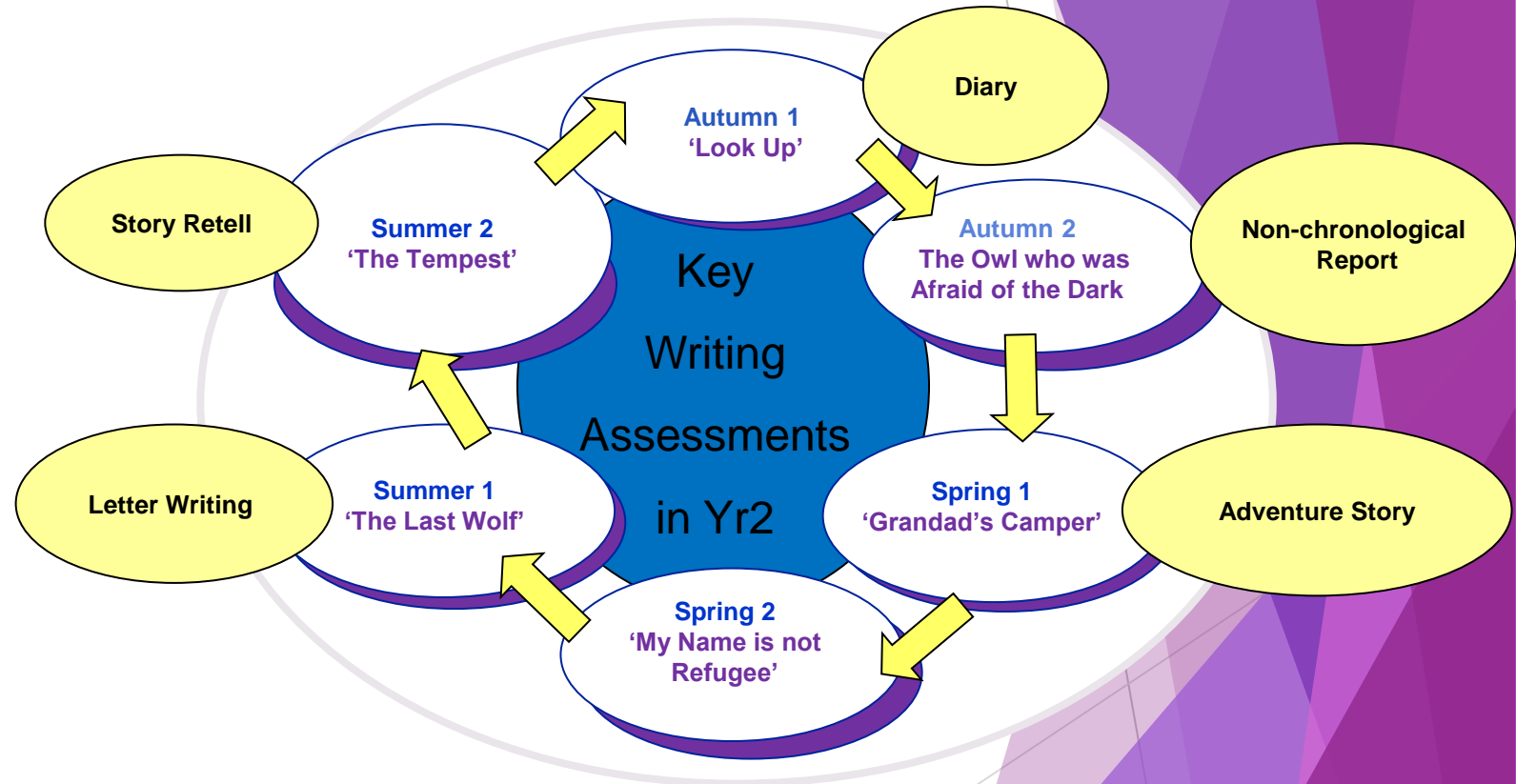
I should already know: How nurses help us. That life was different in the past.

This will help me in the future: Understand how hospitals changed because of events in the past.




English

- The year group 'Curriculum Map' shows the topics and key assessed pieces for the year
- We use a scheme called 'Pathways to Write' and English lessons are structured around a key text. Such as 'Look Up' by Nathan Bryon.
- Spelling, punctuation and grammar will be embedded throughout English lessons
- On the website you can find the 'Key Performance Indicators' children need to achieve a Secure Age Related Expectation by the end of the Year 2



Reading at Home

- Reading for enjoyment is encouraged at home
- Children will be given 2 books per week from their Phonics teachers to be shared and practiced at home
- We ask that children read at home daily, for a minimum of 15 minutes
- Please use VIPERS (vocabulary, inference, predict, explain, retrieve, summarise) question stems as often as you can, we recommend 2-3 times a week, as any more may get tiresome for the children! Please ensure that your child brings reading books to school each day.
- When reading aloud to your child, try to choose higher-level texts
- Our school focus is to raise standards in reading – we would appreciate any volunteers to hear readers in school after the October half-term.
- Please let the office know if you would be available to help. 😊




Maths

- End of year expectations for Maths can be found on the school website
- End of Year Expectations document outlines the 'Key Performance Indicators' children need to achieve a Secure at the end of Year 2

Maths Mastery Approach

- Mixed ability classes for Maths
- Aim to provide challenge for all children
- Maths homework set using Mathletics
- Calculation policy shows the methods we will be using in school (can be found on the school's website)



KS1 Expectations



VALUES

- Every month we will be introducing and promoting a specific value across the school. This month it is Kindness
- Please also encourage this value at home.
- Classes will collect marbles in a jar every time they show each value. If the jar is full by the end of the month They will receive a class treat which they usually agree upon together (This is at the discretion of the class teacher!)



Behaviour

At The Stoke Poges School we follow three core rules:

- **Ready** *Are you ready to learn? Are you ready to walk through the school?*
- **Respectful** *Are you being respectful to your peers and the adults you learn with?*
- **Safe** *Are you using the equipment / resources safely? Are you walking around the school in a safe manner?*

Rewards

- Rainbow Tickets – Learning
- Marbles in the jar – School Values
 - Children to receive a class treat if they fill their marble jar
- Star of the Week
- Team Points

Marble Jar



Rainbow Tickets



BEHAVIOUR LADDER



Routines



School Day Timings

Start of day – Doors open at 8.40am beginning at 8.50am

Break – 9:45- 10:00am

Lunch – 12:00 – 1:00pm

Break – 2.15-2.30 pm

End of day – 3.15pm

TIMETABLE: Key Stage 1
Autumn 2025
Year 2

	8.45-9.00	9.00-9.45	9.45-10.00	10.00-12.00	12.00-1.00	1.00-1.15	1.15-2.15	2.15-2.30	2.30-3.00	3.00-3.15
M	Handwriting practice	Phonics	Assembly 10-10:20	Maths	English	Mastering Number	Foundation subject	Break	Spelling	Story-time
T	Phonics	Phonics	PE / Music	PE / Music	PE / Music	Mastering Number	Foundation subject	Break	Spelling	Story-time
W	Phonics	Phonics	Maths	Maths	English	Mastering Number	Science	Break	PSHE	Story-time
T	Phonics	Phonics	Assembly 10-10:20	Maths	English	Mastering Number	PE	Break	RE	Story-time
F	Star of The Week Assembly	Phonics	Break 10-10:15	Maths	English	Mastering Number	Computing	Break	Spelling	Story-time

Home learning

- Daily reading. Please make a note in the Reading Record every time your child reads at home. Reading Records should be brought into school every day
- Homework grids issued with 9 activities. Children to complete a minimum of 3 activities per half term. Do as many as you like!
- Weekly spellings will be handed out on Mondays to be practiced at home. The children will be tested the following week and new words given.
- Mathletics will be set every Monday with one week to complete the activities.



P.E.

Uniform: P.E. – Purple polo shirt and black shorts,
Games – purple polo shirt, black shorts, black joggers, school jumper, and plimsolls/trainers.
Everything labelled please.

PE – this will occur twice a week which are Tuesdays and Thursdays this year. Children may come to school wearing their kit.



EXTRA INFORMATION




Enrichment

- Extra-curricular clubs
- Educational visits
- Visitors to school- Please come in!
- Curriculum Weeks (e.g. Science, Art...)
- World Book Day
- Hook / WOW days at the beginning of topics

Wellbeing

- Named person
- Worry boxes
- PSHE – Jigsaw scheme
- Assemblies
- Collective worship / reflection time
- Mindfulness
- Zones of regulation- Colour Monsters




Character

We are committed to fostering the personal development of all our pupils through a variety of teaching and learning opportunities. Our goal is to prepare them for life in modern Britain, encouraging them to become responsible and active citizens who contribute positively to society and show respect for those who are different from themselves. Our Values underpin both the learning behaviours and character traits that the children should aspire to demonstrate in all aspects of school life and beyond.

Character education is essential in today's world, as it equips pupils with the positive personal qualities, dispositions, and moral compass needed to navigate society. We aim to cultivate virtues, ethical values, and character traits that promote motivation and guide conduct. This allows pupils to reflect thoughtfully, learn eagerly, act with integrity, and collaborate well with others—qualities they need to thrive in our society. Our Character Education is integrated throughout the curriculum, school culture, and extra-curricular activities. We have designed a series of enriching and rewarding experiences to support our character education initiative. These are outlined in our Character Passports, which will be stamped upon completion and kept at school until the end of Year 6.

Character Passport



Building our character

	Passport to Nature	Passport to People & Community	Passport to Self	Passport to Future	Passport to Culture and The Arts	Passport to Adventure
Reception	Search for a minibeast	Litter Pick	Taste a new fruit	Care for an animal	Paint through music inspiration	Immersive flight day
Year 1	Go on a seasonal walk	Post a letter	Dance in the rain	Speak to local people who help us	Create a piece of art for an exhibition	Go welly wandering
Year 2	Make a home for a small creature	Visit a key landmark	Eat something you have grown	Create a class time capsule	Retell a story to an audience	Have a picnic in the wild
Year 3	Visit a woodland area	Make a pen-pal from a contrasting location in the UK	Learn a new playground game	Bake your own biscuits and hold a class bake sale	Retell a Greek Myth	Build a den
Year 4	Visit a pond	Highlight a local issue and raise awareness	Make your own game and teach it to someone else	Research a career you have never heard of	Perform a Shakespearean Soliloquy	Take part in a team-building activity challenge
Year 5	Have a paper-free day at school	Invite a local representative to discuss the local area	Take part in 5 minutes of daily mindfulness	Run a healthy food tuck shop	Experience a live performance	Light a fire with flint and toast marshmallows
Year 6	Take part in a class debate about the environment	Explore and discuss children's human rights and the lives of children around the world	Explore stress management techniques	Plan and manage an event using a budget	Write and deliver a speech	Take part in orienteering

Communication

- Two parents' evenings and end of year report
- Reading Records
- School Gateway App (1 parent per family please)
- Friday emails – useful information and reminders for the following week

- **School website**
- **Phone: 01753 643 319**
- **E-mail the school office and it will be forwarded to teachers office@stokepoges.school**

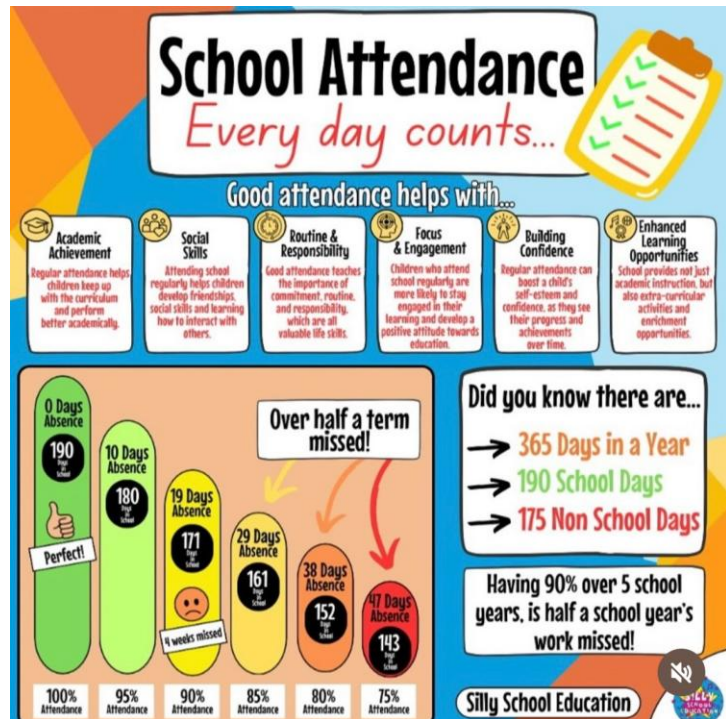


Communication

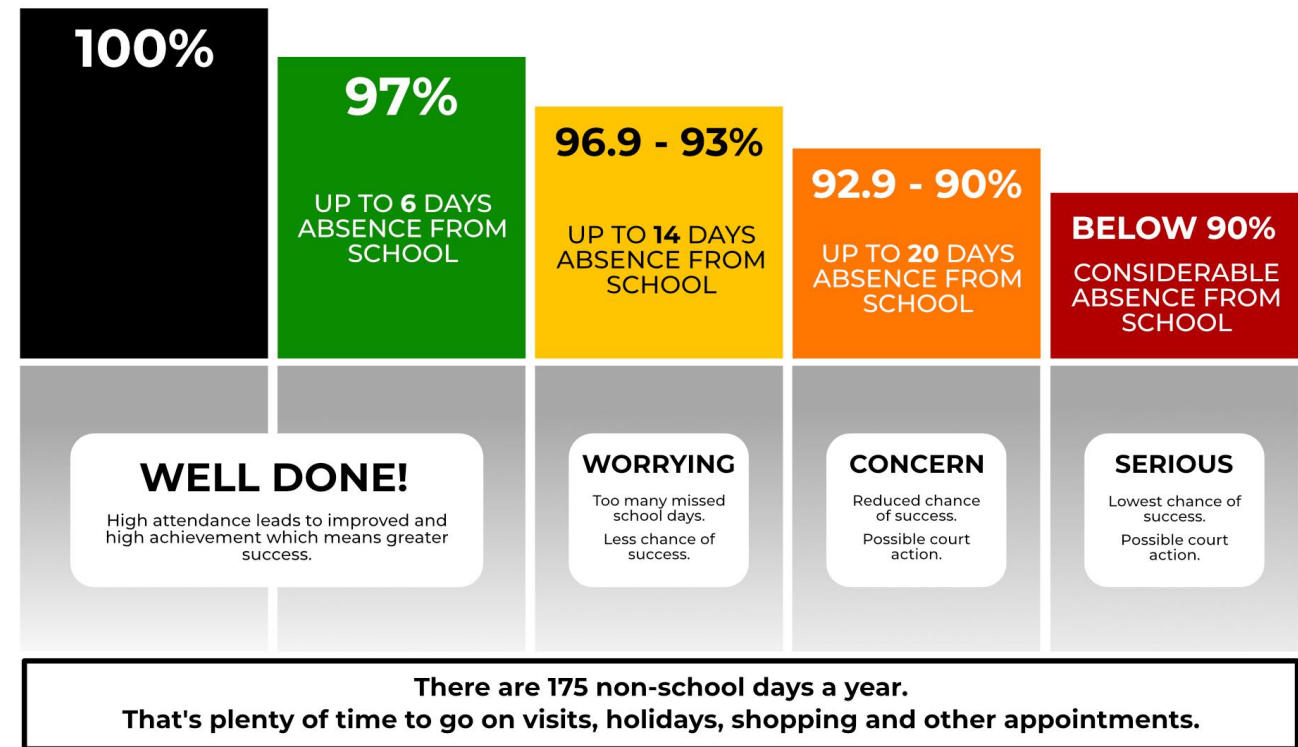
- Everything they need to know will be communicated by email to you, as well as a weekly Friday email as a summary/reminder of everything they need to know for the week ahead. Reminders may also be sent by WhatsApp.
- It is really important to please check emails daily to ensure they are not missing important information relating to their child/children.
- Please check the emails or website for answers before calling or emailing, but if you need anything please don't hesitate to contact the Office.
- Please only use School Gateway APP to report absence, everything else by email to office@stokepoges.school
- When contacting the Office please include your child's full name and class.

Attendance

- Please ensure your child arrives to school on time.
- It is so important that your child comes to school.
- Poor school attendance and lateness will be addressed.



WHAT IS YOUR ATTENDANCE?



Other

Late Arrivals

Go to the front of school. Children need to be signed in at the office after 8.50am please.

PTA

If anyone is interested in volunteering for the PTA please contact the school office. We are always looking for helpers! 😊

Pupil Premium

If you believe you are eligible for Pupil Premium FSM, please complete the 2025/26 Application Form that was emailed to you or contact The Office for a copy.

This is NOT the same as Universal Infant Free School Meal, which entitles Reception, Year 1 and Year 2 children to free meals.

Existing pupil premium eligible parents including if you have transferred from another school also need to complete the form please.

Pupil Premium FSM is a major funding trigger for our school. Therefore, parents / carers of children in Reception, Year 1 and Year 2 should still apply. Pupil Premium FSM is for any child from Reception to Year 6.

Under current regulations children whose parents/carers are in receipt of any of the following will be entitled to free school lunches via the Pupil Premium FSM eligibility:

- Universal Credit with an annual net earned income of no more than £7,400
- Income Support (IS)
- Income-based Job Seeker's Allowance (IBJSA)
- An Income-related employment and support allowance (ESA)
- Child Tax Credit (with no Working Tax Credit) with an annual income of no more than £16,190
- Support under Part VI of the Immigration and Asylum Act 1999
- The guaranteed element of the State Pension Credit
- Where they are entitled to Child Tax Credit and also Working Tax Credit during the four-week period immediately after their employment ceases, or after they start to work less than 16 hours per week, their children are entitled to free school meals*

Please return your application form via the school office, or email it to office@stokepoges.school by the end of this week.

Any Questions?