



*Building on high expectations*


The  
Stoke  
Poges  
School

# Key Stage 1 Welcome Evening 2025 - 2026

# WELCOME TO YEAR

---

1!



# Meet the Year 1 team

Phase Leader: Miss Pitchley

Bumblebees Team:

Miss Pitchley (Monday, Wednesday, Thursday and Friday)

Mrs Bains (Tuesday)

Mrs Wicks (Monday – Wednesday)

Mrs Hardacre (Thursday and Friday)

Spiders Team:

Mrs Sharma

Mrs Finan (Monday – Wednesday)

Ms Ali (Thursday and Friday)

**Specialist Teachers:**

Mr Follant (Music)

Mr Headland (Sports Coach for  
PE)

# Organisation

# School Uniform

- White polo shirt
- Grey skirt/tunic dress/trousers/shorts
- Purple jumper/cardigan with school logo
- White or grey socks
- Modesty shorts may be worn but must not be visible
- Black school shoes – no trainers without a valid reason and note
- Please ensure children have jackets and coats for cold and wet weather
- Hair ties should be black or purple
- Hair accessories should be discrete – no oversized bows, scrunchies or clips.
- Earrings should be small studs only and be taken out/covered with tape for P.E./Games
- No nail varnish or temporary transfer tattoos
- No jewellery unless it is of religious significance – this also needs to be removed for P.E./Games
- PE kit must only be worn on PE days, if your child attends an after school club they must change at the end of the day
- Everything must be labelled!

# Lunches and Snacks

- **Hot lunches** can be **ordered in advance** using the School Grid website
- Please check hot lunch orders on a Sunday evening to ensure pre-booked meals are in place. Some parents block out a term which takes just a few minutes to do and then it's done for the term.
- **Healthy lunchboxes** – no sweets, chocolates, fizzy drinks
- Absolutely **no nuts or nut products**- please check.
- **Water bottles** are allowed in class, but **no juice or squash**
- Lunchboxes and water bottles must be **named**
- **Snacks for breaktime are provided** by the school (small piece of fruit/veg)
- If children are bringing a breaktime **snack from home, it must be healthy** (fruit/veg/cereal bars/cheese crackers etc)
- **Option to purchase daily milk**, you can order it at anytime in the year.



# Preparation

Please ensure that your child has everything that they will need for the day ahead, -

- ❑ Water bottles, named
- ❑ PE kit on PE days (**Thursday and Friday**)
- ❑ **Reading Records** - checked once a week and new class books issued. Collected on a Thursday, issued on a Friday.
- ❑ Please make sure that **everything is clearly labelled**, especially **jumpers and coats**.
- ❑ Pencil Cases - children are welcome to bring this in if they wish (there is no expectation)

# Curriculum

# Year Overview

- The long term overview can be found on the website along with knowledge organisers that will help you gain an understanding of what we will cover in each area.

## Year 1 Topics:

- Autumn – Everyday Materials
- Spring – Up and Away
- Summer – Explorers

THE STOKE POGES SCHOOL Year 1 Curriculum Overview

	Childhood Memory Box		Up and Away		Explorers	
	Autumn 1	Autumn 2	Spring 1	Spring 2	Summer 1	Summer 2
Science	Seasonal changes Why does the weather change? ... Passport to Adventure - Go with the weather		Seasonal changes Why does the weather change? ... Passport to Self - Dance in the rain		Seasonal changes Why does the weather change? ... Passport to Nature - Go on a seasonal walk	
Science	Everyday materials Are all materials the same?		Animals: Sensitive bodies Are humans different to all other animals. Why?	Animals: Comparing animals What did Jane Goodall find out?	Introduction to plants Do beans need water to grow?	Making connections What materials make the best tools for an animal?
History			Flight How do we learn to fly?		Explorers How have explorers changed the world?	
Geography				Where I live Where do I like to live in my local area? Passport to People & Community - Post a letter		Comparing the UK and China What is it like to live in Shanghai?
Art	Drawing Make your mark		Painting Colour Splash		Text and Design Recycle artwork Passport to Culture & Arts - Create a piece of art for an adventure	
IT		Food - selecting and preparing fruit and vegetables Fruit salad. Passport to Future - Speak to local people who help us		Friendship Stories Solar boats		Mechanisms Stems and Joints: Card model: spider
Computing	Improving mouse skills	Algorithms unplugged	Rocket to the moon	Sea-Box	Introduction to data	Digital Imagery

Science - Everyday materials

Materials		Materials have different properties															
 wood	 plastic	<table border="1"> <tr> <td>hard</td> <td>bendy</td> <td>heavy</td> </tr> <tr> <td>soft</td> <td>rough</td> <td>light</td> </tr> <tr> <td>stretchy</td> <td>fluffy</td> <td>shiny</td> </tr> <tr> <td>stiff</td> <td>cold</td> <td>strong</td> </tr> <tr> <td>smooth</td> <td>sharp</td> <td>fuzzy</td> </tr> </table>	hard	bendy	heavy	soft	rough	light	stretchy	fluffy	shiny	stiff	cold	strong	smooth	sharp	fuzzy
hard	bendy		heavy														
soft	rough		light														
stretchy	fluffy		shiny														
stiff	cold	strong															
smooth	sharp	fuzzy															
 metal	 glass																
 rock	 water																
		<table border="1"> <tr> <td></td> <td><b>waterproof</b></td> <td>Stops water getting through.</td> </tr> <tr> <td></td> <td><b>absorbent</b></td> <td>Soaks up and holds on to water.</td> </tr> <tr> <td></td> <td><b>transparent</b></td> <td>See-through.</td> </tr> </table>		<b>waterproof</b>	Stops water getting through.		<b>absorbent</b>	Soaks up and holds on to water.		<b>transparent</b>	See-through.						
	<b>waterproof</b>	Stops water getting through.															
	<b>absorbent</b>	Soaks up and holds on to water.															
	<b>transparent</b>	See-through.															

# English

- The year group 'Curriculum Map' shows the topics and key assessed pieces for the year
- We use a scheme called 'Pathways to Write' and English lessons are structured around a key text. Such as *'Meesha Makes Friends'* by Tom Percival
- Spelling, punctuation and grammar will be embedded throughout English lessons
- On the website you can find the 'Key Performance Indicators' children need to achieve a Secure Age Related Expectation by the end of the Year 1


# Reading

- We are a **reading school** and encourage reading for pleasure
- The 'End of Year Expectations' for Reading and KPIs can be found on the school's website
- As with writing The 'End of Year Expectations' document outlines the 'Key Performance Indicators' children needed to achieve ARE at the end of Year 1
- Teaching of reading is done with the class teacher in school through daily phonics.
- We encourage the children to share their 'enjoyment' of books and discuss their books with their peers and adults through 'book talk'
- Teacher's share their reading interests and read to students every day. The book vote gives the children the opportunity to choose what they would like to be read.
- Children will begin to have weekly library lessons
- Classroom library books are available for children to borrow and they will have their book changed once a week on the same day each week.



# Reading at Home

- Reading for enjoyment is encouraged at home
- Children will be given 2 books per week from their Phonics teachers to be shared and practiced at home
- We ask that children read at home daily, for a minimum of 15 minutes
- Please use VIPERS (vocabulary, inference, predict, explain, retrieve, summarise) question stems as often as you can, we recommend 2-3 times a week, as any more may get tiresome for the children! Please ensure that your child brings reading books to school each day.
- When reading aloud to your child, try to choose higher-level texts
- Our school focus is to raise standards in reading – we would appreciate any volunteers to hear readers in school after the October half-term. Please let the office know if you would be available to help. 😊



# Maths

- End of year **expectations for Maths** can be found on the school **website**
- **End of Year Expectations** document outlines the 'Key Performance Indicators' children need to achieve a Secure at the end of Year 1. Found in the **curriculum overview document**.

## Maths Mastery Approach

- **Mixed ability** classes for Maths
- Aim to provide **challenge for all** children
- Maths **homework set using Mathletics**
- **Calculation policy** shows the methods we will be using in school (can be found on the school's **website**)



# KS1 Expectations

# VALUES

- **Every month** we will be introducing and promoting a specific **value across the school**. This month it is **Kindness**.
- Please also encourage this value at home.
- Classes will collect **marbles in a jar** every time they show each value. If the jar is full by the end of the month they will **receive a class treat**. We agree upon this together. (But at the discretion of the class teacher!)



# Rewards and Sanctions

At The Stoke Poges School we follow three core rules:

- **Ready** *Are you ready to learn? Are you ready to walk through the school?*
- **Respectful** *Are you being respectful to your peers and the adults you learn with?*
- **Safe** *Are you using the equipment / resources safely? Are you walking around the school in a safe manner?*

## Sanctions

- Reminder, Caution (Warning), Last Chance and a Time Out.

## Rewards

- Rainbow Tickets – Learning
- Marbles in the jar – School Values
  - Children to receive a class treat if they fill their marble jar
- Star of the Week
- Team Points

## Marble Jar



## Rainbow Tickets



# BEHAVIOUR LADDER



## Sanctions

- Reminder
- Caution (Warning)
- Last Chance
- Time Out.

# Routines

# School Day Timings

**Start of day** – Doors open at

8.40am beginning at 8.50am

**Break** – 9:45- 10:00am

**Lunch** – 12:00 – 1:00pm

**Break** – 2.15-2.30 pm

**End of day** – 3.15pm

Timetable – Year 1  
Bumblebees / Spiders

	8.45 – 9.00	9 – 9.45	9.45 – 10	10 – 11	11 – 12	12 – 1	1 – 1.20	1.20 – 2.15	2.15 – 2.30	2.30 – 2.45	2.45 – 3	3 – 3.15	
M		Phonics		Assembly	English	Maths		Mastering Number	Foundation Subjects		Handwriting	Phonics	Story
T		Phonics	BREAK	English	Maths	LUNCH		Mastering Number	Foundation Subjects	BREAK	Spelling	Phonics	Story
W		Phonics		English	Maths		Mastering Number	Foundation Subjects	Handwriting		Phonics	Story	
T		Phonics		Singing Assembly	Music		PE	Mastering Number	English		Outdoor Courtyard / Phonics	Story	
F	SOTW	Phonics		PE	PSHE		Mastering Number	Maths	Outdoor Courtyard / Phonics		Story		

Example timetable

# Home learning

- Daily reading. Please make a note in the Reading Record every time your child reads at home. Reading Records should be brought into school every day
- Homework grids issued with 9 activities. Will be sent home this week. Children to complete a minimum of 3 activities per half term. Do as many as you like!
- Weekly spellings will be handed out on Mondays to be practiced at home. The children will be tested the following week and new words given usually on the Monday or Tuesday by the latest.  
**Spellings scheme will start after the Autumn half term (November)**
- Mathletics will be set every Friday with one week to complete the activities. Reading Eggs logins will given to those children who we feel may benefit from the app.



# P.E.

**Uniform:** Purple polo shirt and black shorts/black joggers, school P.E jumper, and plimsolls/trainers. Everything labelled please.

PE – this will occur twice a week which are Thursday's and Friday's this year. Children may come to school wearing their kit.



# EXTRA INFORMATION

# Enrichment

- Extra-curricular clubs
- Educational visits
- Visitors to school- Please come in!  
*(To read/talk about your job/talk about a festival/etc)*
- Curriculum weeks/days (e.g. Science, Art...)
- World Book Day
- Hook / WOW days at the beginning of topics



# Wellbeing


- Named person
- Worry boxes
- PSHE – Jigsaw scheme
- Assemblies
- Collective worship / reflection time
- Mindfulness
- Zones of regulation- Colour Monsters



# Character

- We are committed to fostering the personal development of all our pupils through a variety of teaching and learning opportunities.
- Our goal is to prepare them for life in modern Britain, encouraging them to become responsible and active citizens who contribute positively to society and show respect for those who are different from themselves.
- Our Values underpin both the learning behaviours and character traits that the children should aspire to demonstrate in all aspects of school life and beyond.
- Character education is essential in today's world, as it equips pupils with the positive personal qualities, dispositions, and moral compass needed to navigate society. We aim to cultivate virtues, ethical values, and character traits that promote motivation and guide conduct. This allows pupils to reflect thoughtfully, learn eagerly, act with integrity, and collaborate well with others—qualities they need to thrive in our society. Our Character Education is integrated throughout the curriculum, school culture, and extra-curricular activities.
- We have designed a series of enriching and rewarding experiences to support our character education initiative. These are outlined in our Character Passports, which will be stamped upon completion and kept at school until the end of Year 6.

# Character Passport



## Building our character

	Passport to Nature	Passport to People & Community	Passport to Self	Passport to Future	Passport to Culture and The Arts	Passport to Adventure
Reception	Search for a minibeast	Litter Pick	Taste a new fruit	Care for an animal	Paint through music inspiration	Improvise a play
Year 1	Go on a seasonal walk	Post a letter	Dance in the rain	Speak to local people who help us	Create a piece of art for an exhibition	Go wild wandering
Year 2	Make a home for a small creature	Visit a key landmark	Eat something you have grown	Create a class time capsule	Retell a story to an audience	Have a picnic in the wild
Year 3	Visit a woodland area	Make a pen-pal from a contrasting location in the UK	Learn a new playground game	Bake your own biscuits and hold a class bake sale	Retell a Greek Myth	Build a den
Year 4	Visit a pond	Highlight a local issue and raise awareness	Make your own game and teach it to someone else	Research a career you have never heard of	Perform a Shakespearean Soliloquy	Take part in a team-building activity challenge
Year 5	Have a paper-free day at school	Invite a local representative to discuss the local area	Take part in 5 minutes of daily mindfulness	Run a healthy food tuck shop	Experience a live performance	Light a fire with flint and steel improvisation
Year 6	Take part in a class debate about the environment	Explore and discuss children's human rights and the lives of children around the world	Explore stress management techniques	Plan and manage an event using a budget	Write and deliver a speech	Take part in orienteering



# Communication

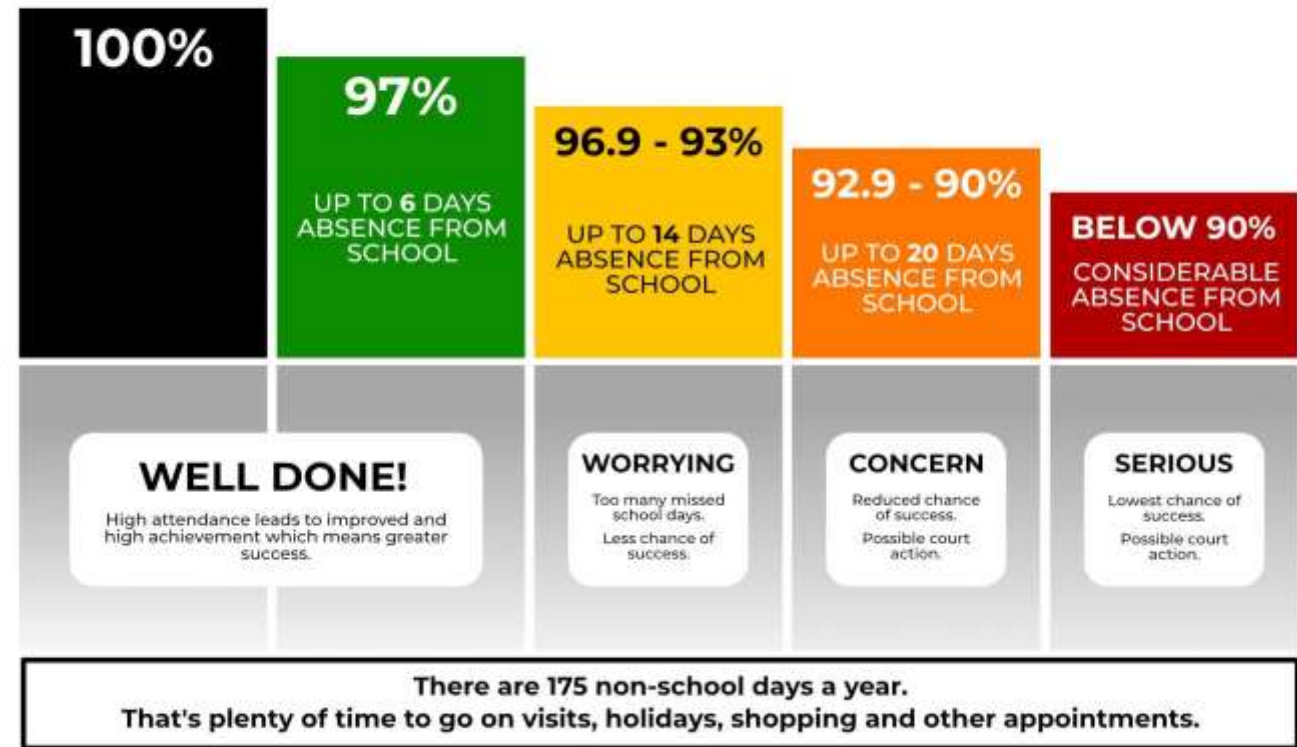
- Everything they need to know will be communicated by email to you, as well as a weekly Friday email as a summary/reminder of everything they need to know for the week ahead. Reminders may also be sent by WhatsApp.
- It is really important to please check emails daily to ensure they are not missing important information relating to their child/children.
- Please check the emails or website for answers before calling or emailing, but if you need anything please don't hesitate to contact the Office.
- Please only use School Gateway APP to report absence, everything else by email to [office@stokepoges.school](mailto:office@stokepoges.school)
- When contacting the Office please include your child's full name and class.

# Attendance

- Please ensure your child arrives to school on time.
- It is so important that your child comes to school.
- Poor school attendance and lateness will be addressed.



## WHAT IS YOUR ATTENDANCE?



# Other

## Late Arrivals

Go to the front of school. Children need to be signed in at the office after 8.50am please.

## PTA

If anyone is interested in volunteering for the PTA please contact the school office. We are always looking for helpers! 😊

# Pupil Premium

If you believe you are eligible for Pupil Premium FSM, please complete the 2025/26 Application Form that was emailed to you or contact The Office for a copy.

This is NOT the same as Universal Infant Free School Meal, which entitles Reception, Year 1 and Year 2 children to free meals.

Existing pupil premium eligible parents including if you have transferred from another school also need to complete the form please.

Pupil Premium FSM is a major funding trigger for our school. Therefore, parents / carers of children in Reception, Year 1 and Year 2 should still apply. Pupil Premium FSM is for any child from Reception to Year 6.

Under current regulations children whose parents/carers are in receipt of any of the following will be entitled to free school lunches via the Pupil Premium FSM eligibility:

Universal Credit with an annual net earned income of no more than £7,400

Income Support (IS)

Income-based Job Seeker's Allowance (IBJSA)

An Income-related employment and support allowance (ESA)

Child Tax Credit (with no Working Tax Credit) with an annual income of no more than £16,190

Support under Part VI of the Immigration and Asylum Act 1999

The guaranteed element of the State Pension Credit

Where they are entitled to Child Tax Credit and also Working Tax Credit during the four-week period immediately after their employment ceases, or after they start to work less than 16 hours per week, their children are entitled to free school meals\*

Please return your application form via the school office, or email it to [office@stokepoges.school](mailto:office@stokepoges.school) by the end of this week.

# Any Questions?

