

ORANGE Chilli, Lesson 3, 6th May

You do not need to print out this worksheet. Write your answers in a book so that you can keep a record of what you have achieved.

Use the heading above as the heading in your book and don't forget to write the date so that you know when you completed the work.

You must watch this video [White Rose Maths Week 1, Lesson 3](#) before you give the worksheet a go. Watch again, just to make sure that you know what you have to do.

Don't always think that you 'can't do it' before you even try!

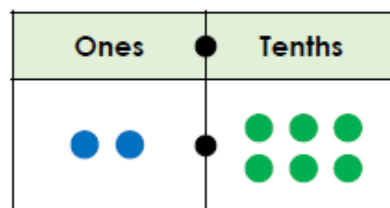
If you are really stuck then get someone at home to send an email to Year4@stokepoges.bucks.sch.uk and I will try and help you.

Keep safe,

Mr Follant

Tenths on a Place Value Grid

5a. Circle the decimal number shown on the place value grid below.



1.6

2.6

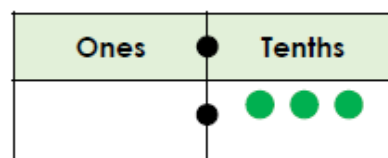
2.5



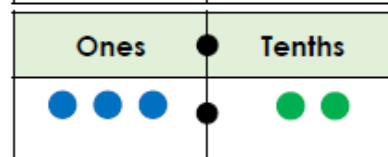
VF

6a. Add counters to make the place value grids correct.

A. 1.5

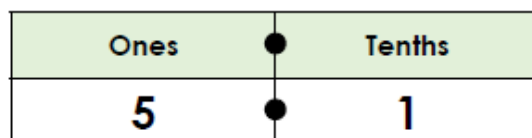


B. 5.3



VF

7a. Complete the statement below.



5.1 is equal to ones and tenths.



VF

8a. Cross out the counters so that the place value grid shows 3.7.

